

Pakistani Community

Introduction

This report explores the rich ethnic diversity of the city, highlighting not just the unique cultures and backgrounds that make up Sheffield but also the real challenges faced by its residents.

Through data on education, employment, health, household deprivation, and more, this report aims to presents aspects of the life of different communities in our city.

How to use

Select an ethnic group from the dropdown filter in the top-left of this page, then select a section from the table of contents or use the navigation bar at the bottom of this page.

More Information

For more information about variables used in this report, please see the glossary on our website.



Overview - Pakistani Community

27,658

Pakistani residents in Sheffield

5.0%

Proportion of residents who are Pakistani

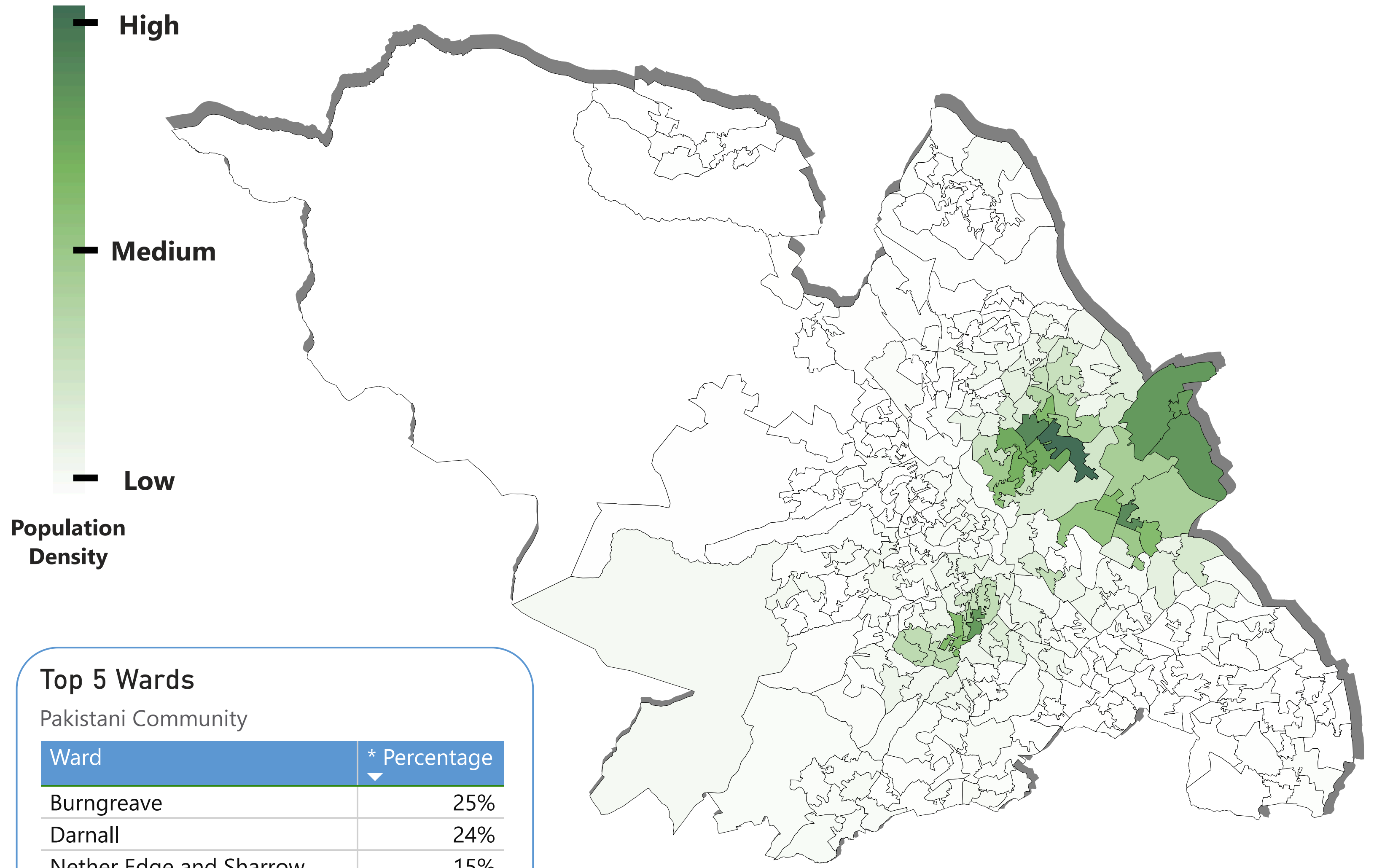
6,945

Pakistani households in Sheffield

3.94

Average Pakistani household size in Sheffield

Where does the Pakistani Community live?



Top 5 Wards
Pakistani Community

Ward	* Percentage
Burngreave	25%
Darnall	24%
Nether Edge and Sharrow	15%
Firth Park	7%
Shiregreen and Brightside	5%

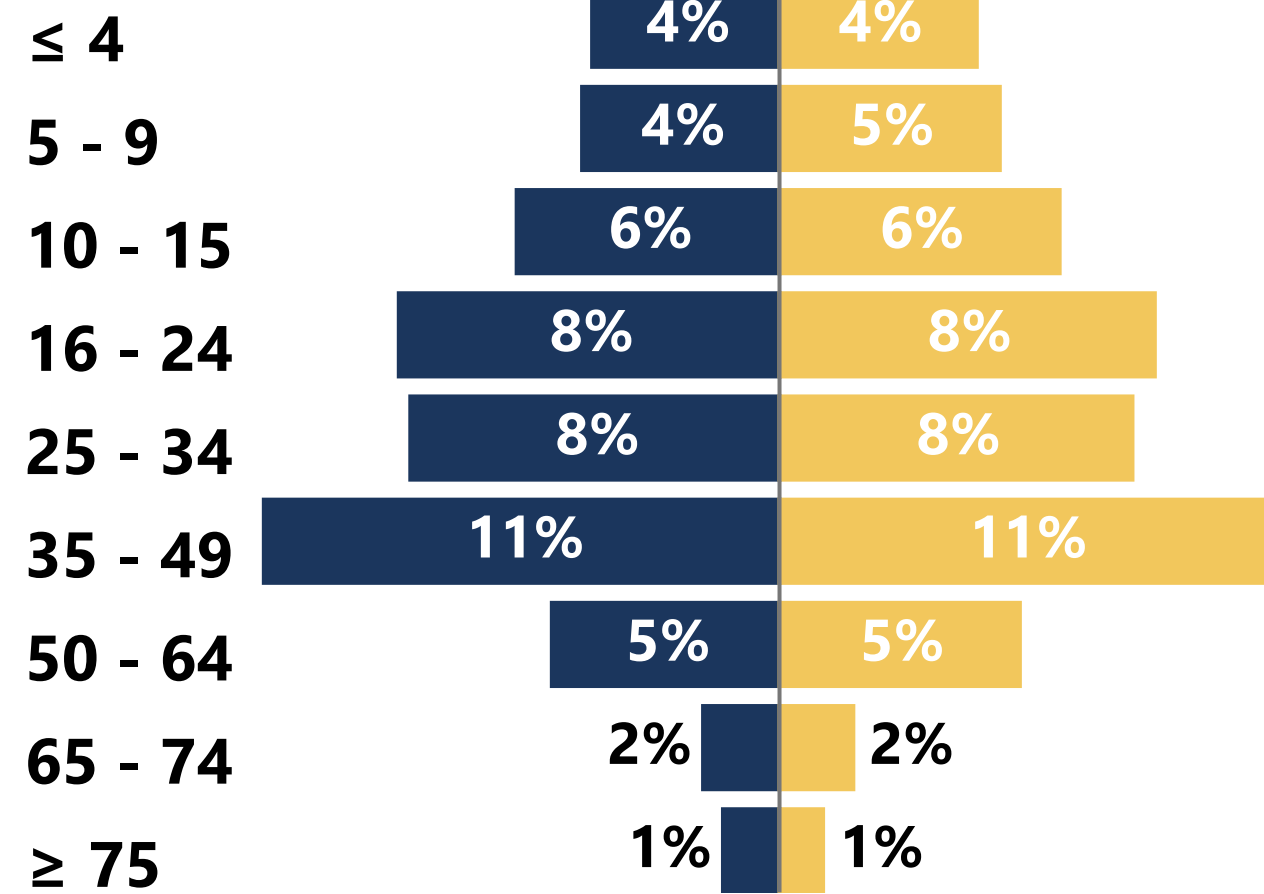
***Percentage of Community Population**

Demographics - Pakistani Community

27,658

Pakistani residents in Sheffield

Age

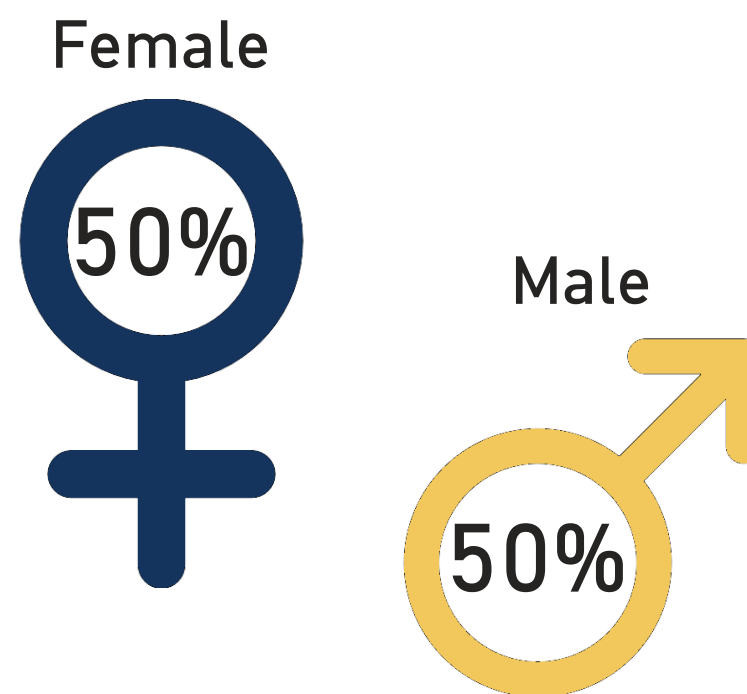


5.0%

Proportion of residents who are Pakistani

Population Split

● Female
● Male



6,945

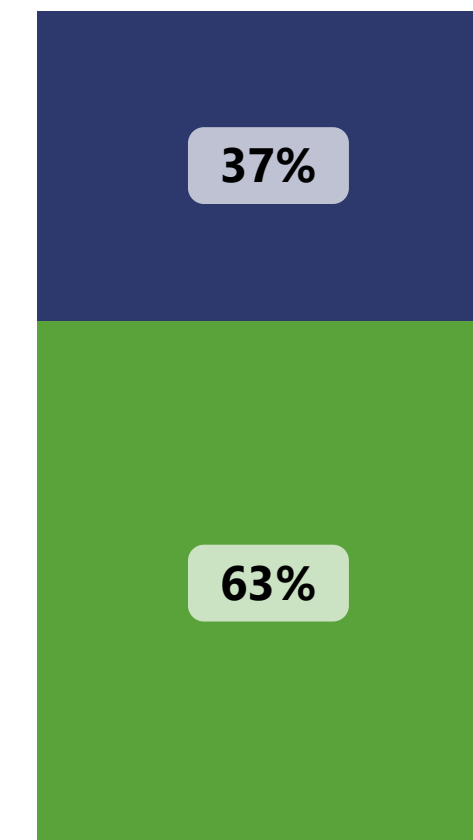
Pakistani households in Sheffield

3.94

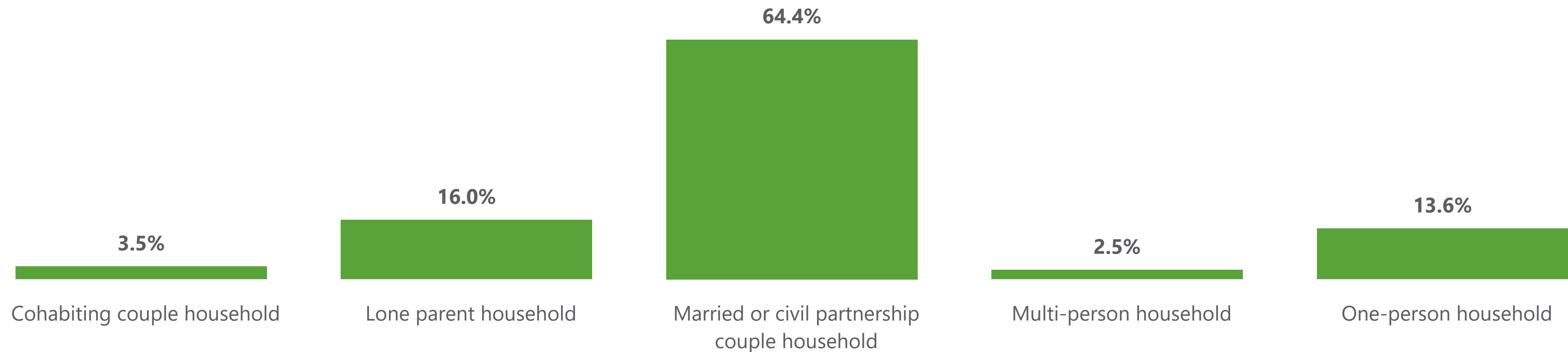
Average Pakistani household size in Sheffield

Dependent Children

● Household with dependent children ● No dependent children in household



Household Type





Labour Market - Pakistani Community

Economic Activity

Pakistani residents in Sheffield

10,154

Economically Active

52%

Rate - Economically Active

All Sheffield residents

260,074


Economically Active

57%

Rate - Economically Active

Economically Active

38%

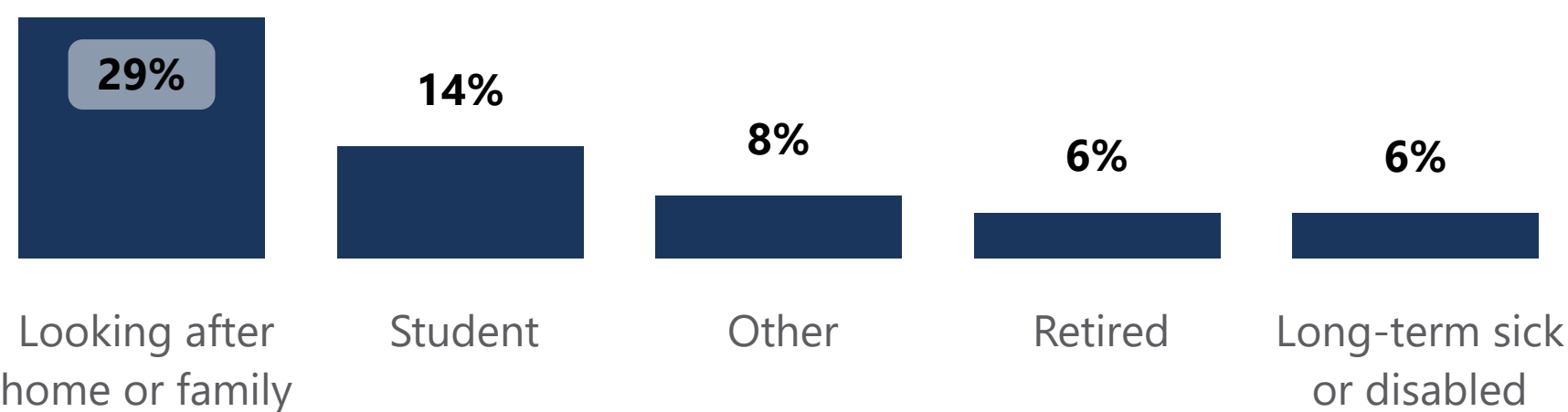


Female

Economically Inactive


62%

Reason for Economic Inactivity



Economically Active

67%

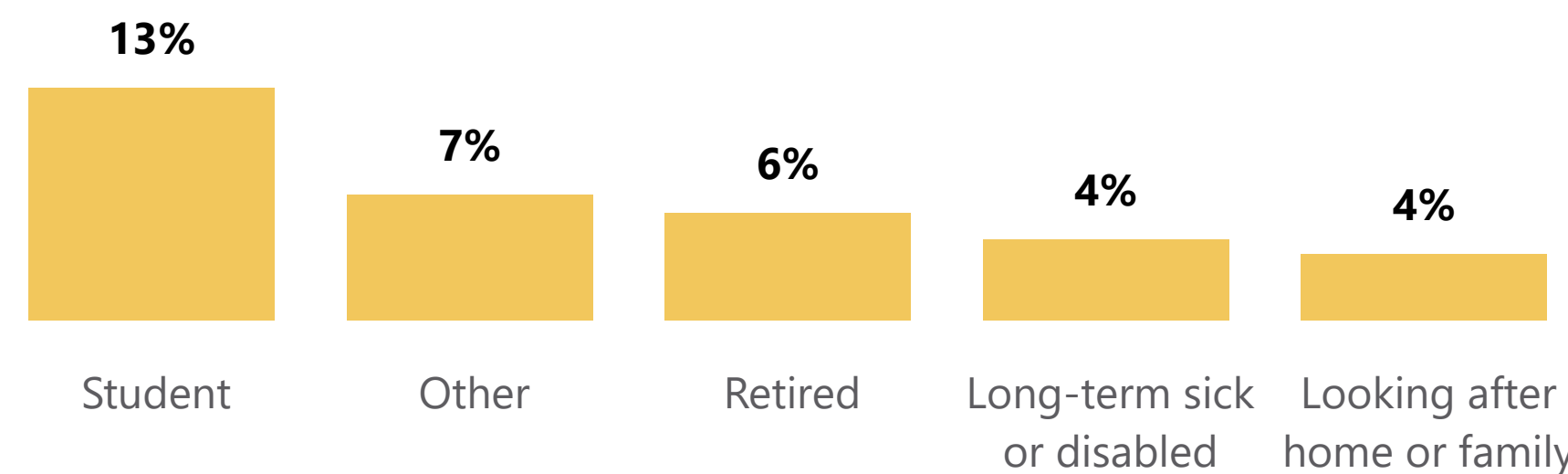


Male

Economically Inactive

33%

Reason for Economic Inactivity



All Sheffield Females

124,105

Economically Active

53%

Rate - Economically Active

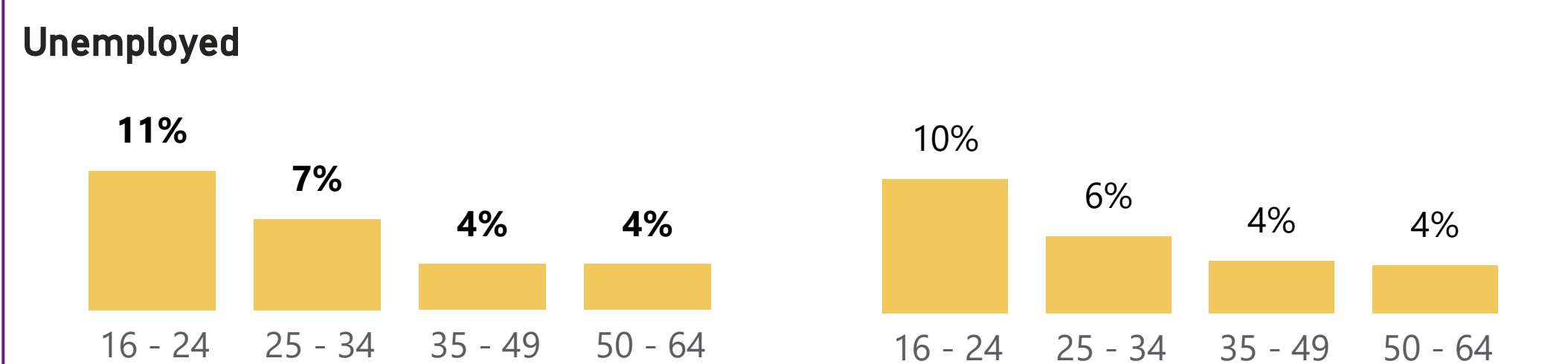
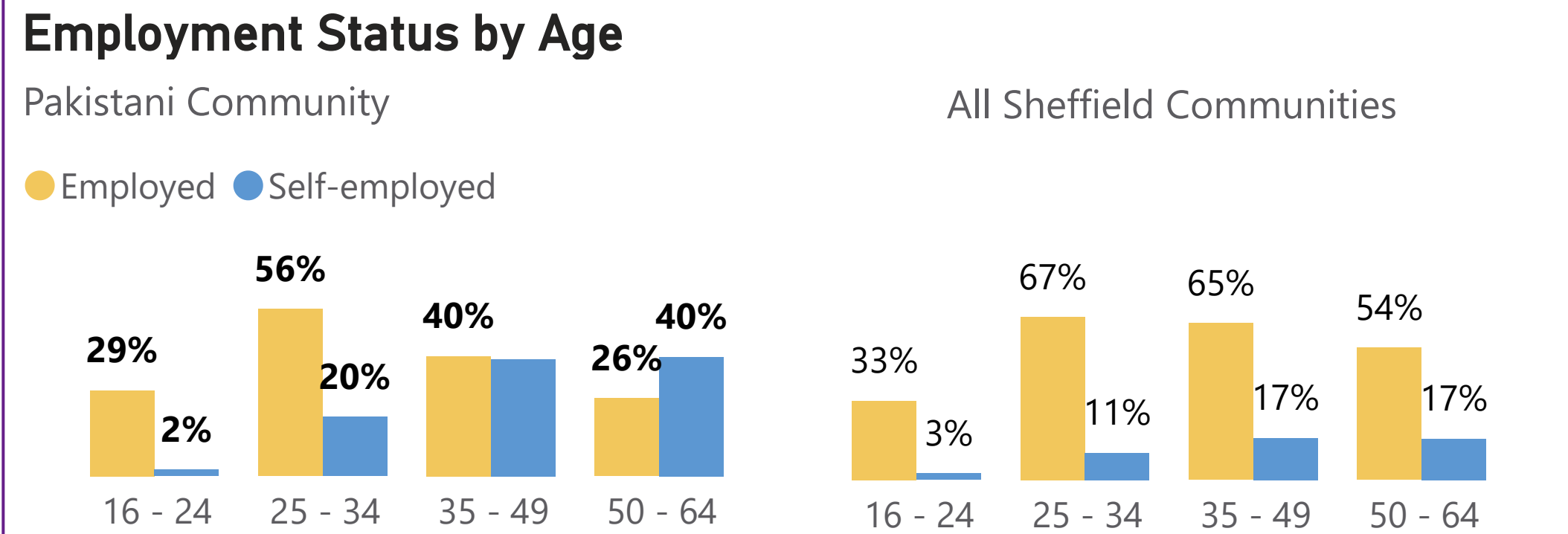
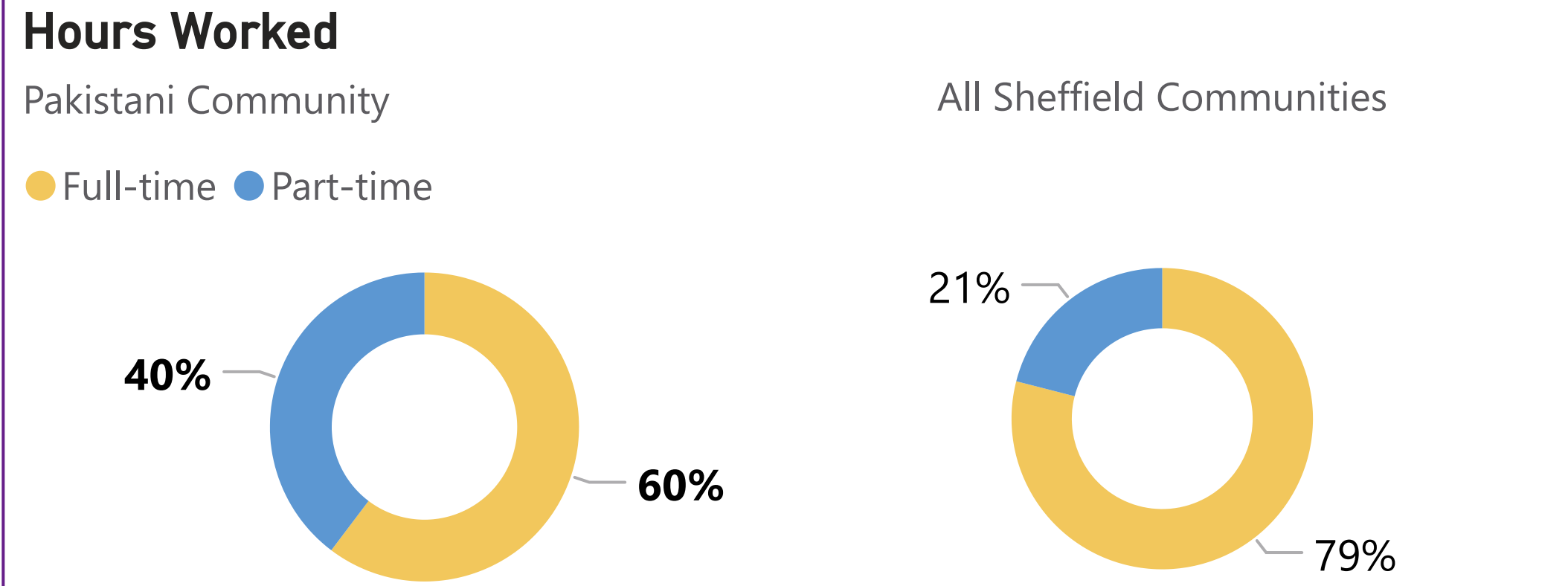
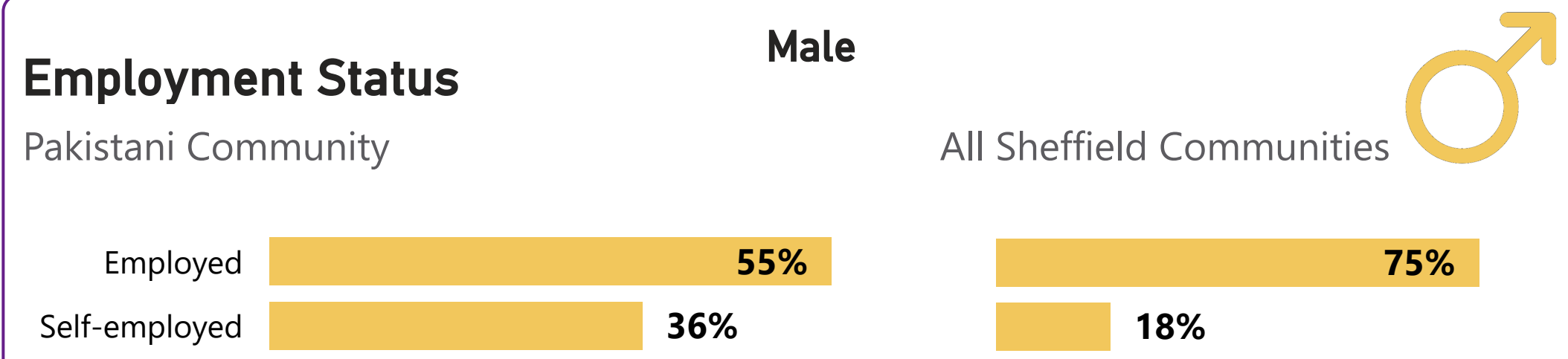
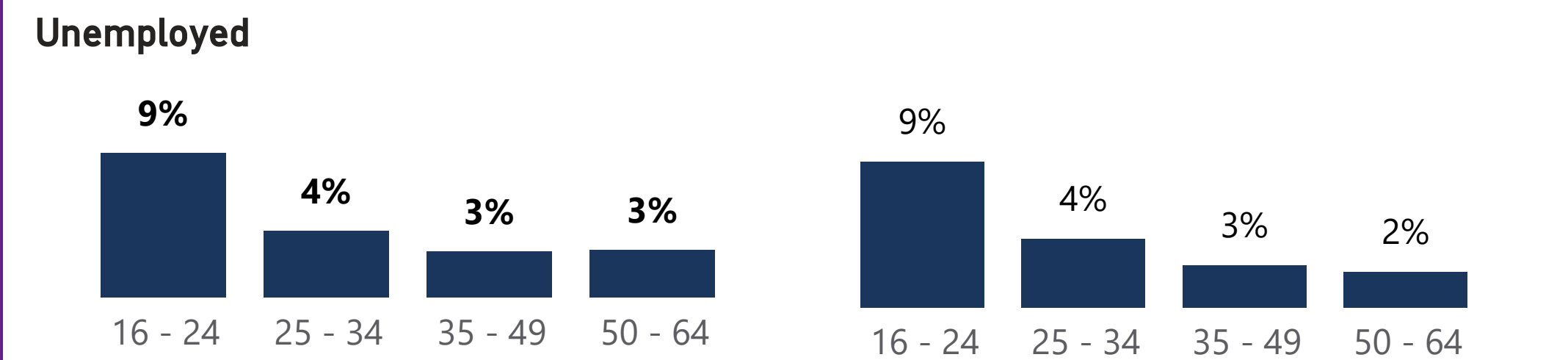
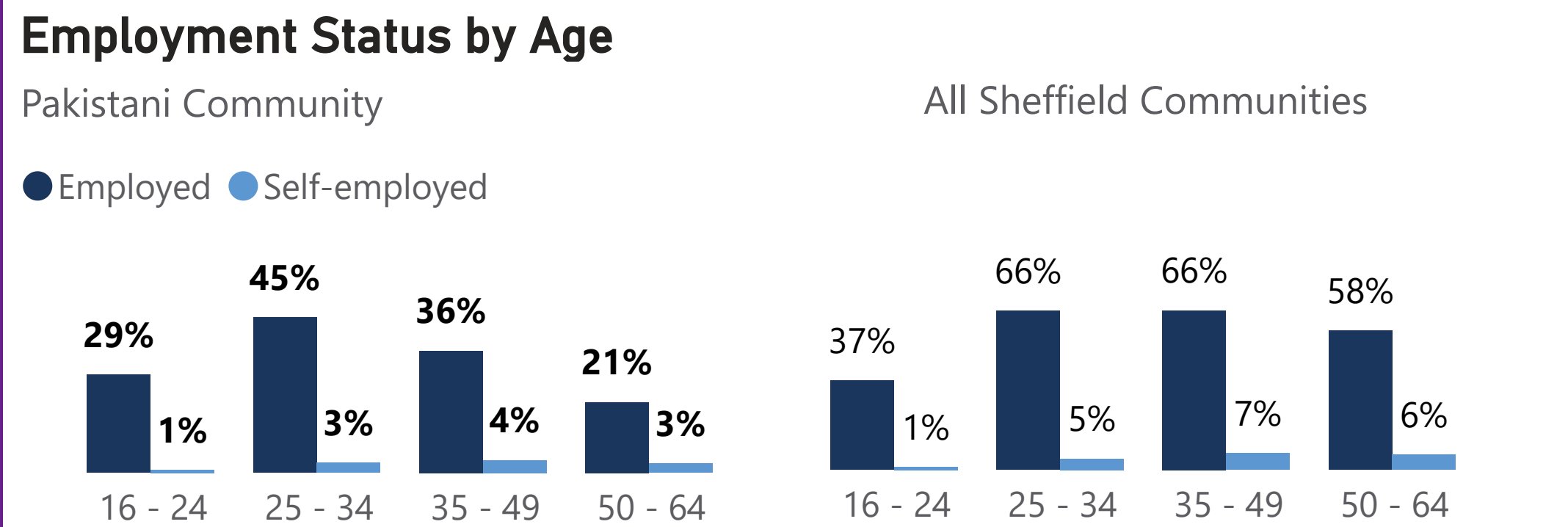
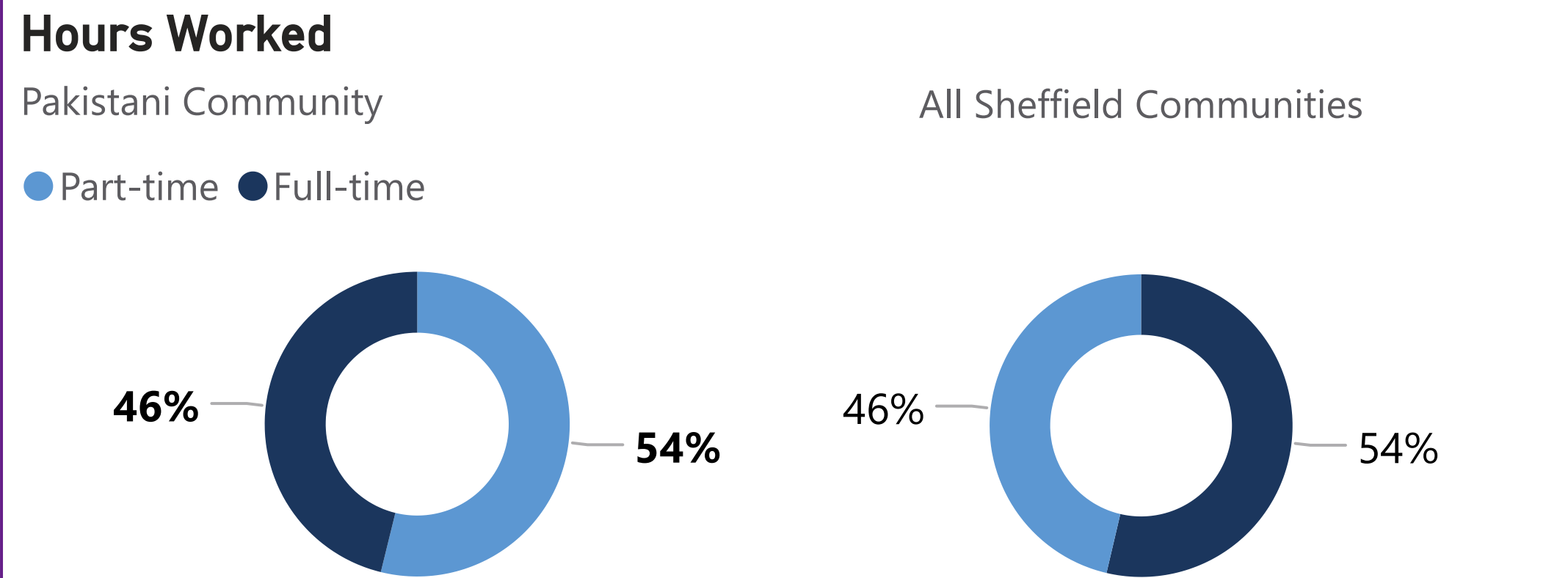
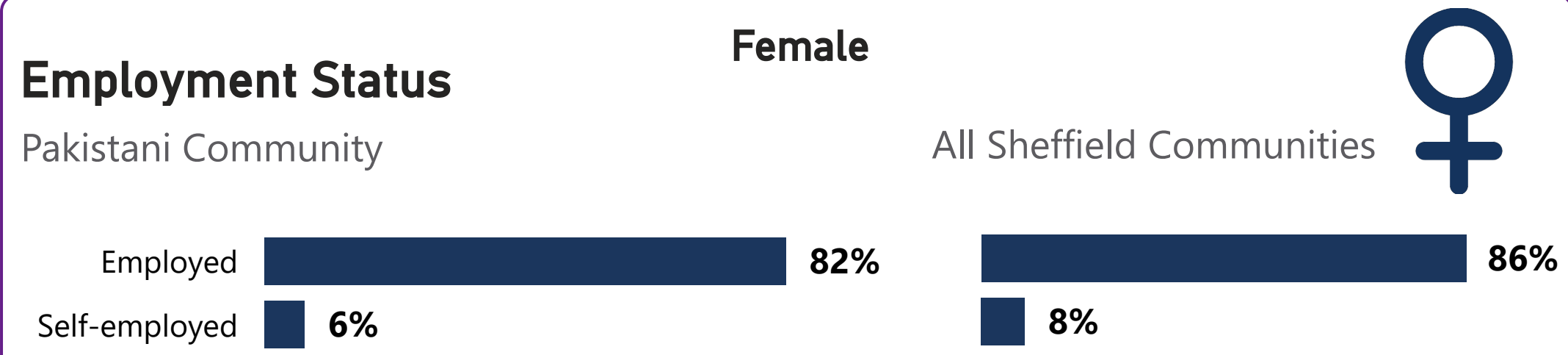
All Sheffield Males

135,969

Economically Active

61%

Rate - Economically Active



Female




Employment in Industries in Sheffield

Pakistani Community

Industry Name	Community	All Sheffield Communities	Difference
Accommodation and food service activities	3.3%	5.2%	-1.9%
Administrative and support service activities	6.5%	4.2%	2.3%
Agriculture, forestry and fishing	0.0%	0.1%	-0.1%
Construction	0.8%	1.7%	-0.9%
Education	18.0%	17.2%	0.8%
Electricity, gas, steam and air conditioning supply	0.1%	0.1%	-0.0%
Financial and insurance activities	2.5%	2.8%	-0.3%
Human health and social work activities	29.3%	29.6%	-0.3%
Information and communication	2.3%	2.3%	0.0%
Manufacturing	2.5%	3.4%	-0.9%
Mining and quarrying	0.0%	0.0%	-0.0%
Other	2.2%	4.8%	-2.6%
Professional, scientific and technical activities	5.6%	5.4%	0.2%
Public administration and defence	7.8%	6.1%	1.7%
Real estate activities	0.9%	1.2%	-0.3%
Transport and storage	3.4%	1.8%	1.6%
Water supply	0.0%	0.2%	-0.2%
Wholesale and retail trade	14.8%	13.9%	0.9%

Male



Industries in Sheffield

Pakistani Community

Industry Name	Community	All Sheffield Communities	Difference
Accommodation and food service activities	9.0%	4.8%	4.2%
Administrative and support service activities	7.0%	4.7%	2.3%
Agriculture, forestry and fishing	0.0%	0.3%	-0.3%
Construction	3.7%	13.4%	-9.6%
Education	3.9%	8.3%	-4.4%
Electricity, gas, steam and air conditioning supply	0.1%	0.6%	-0.4%
Financial and insurance activities	1.4%	2.8%	-1.3%
Human health and social work activities	8.4%	9.2%	-0.8%
Information and communication	4.1%	5.8%	-1.6%
Manufacturing	5.0%	10.6%	-5.6%
Mining and quarrying	0.1%	0.1%	-0.1%
Other	1.7%	3.5%	-1.8%
Professional, scientific and technical activities	3.9%	5.5%	-1.6%
Public administration and defence	5.3%	5.5%	-0.3%
Real estate activities	1.1%	1.0%	0.0%
Transport and storage	27.1%	7.4%	19.6%
Water supply	0.2%	0.9%	-0.8%
Wholesale and retail trade	17.9%	15.5%	2.4%

To sort the tables in alphabetical or numerical order, simply (left) click on the column title (e.g. "Industry Name" or "Difference").

Language, Nationality, and Religion - Pakistani Community

Main Language

Pakistani Community

Language	Rate
English	76.93%
Urdu	13.24%
Panjabi	5.26%
West or Central Asian languages	2.29%
Any other South Asian languages	1.42%
Arabic	0.62%
British Sign Language	0.12%
Any other European languages	0.11%

Religion

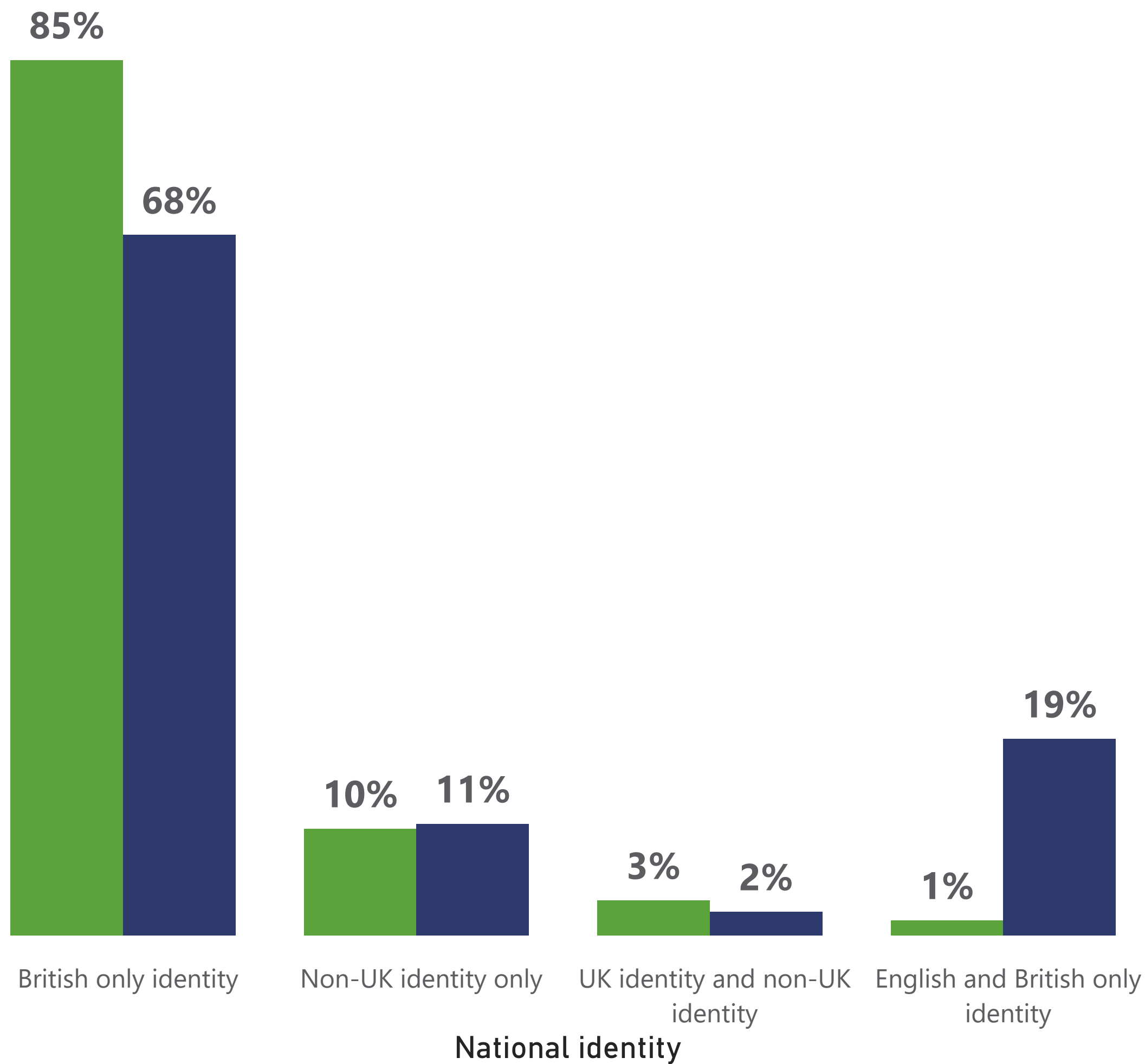
Pakistani Community

Religion	Rate
Muslim	92.79%
Not answered	5.31%
No religion	1.04%
Christian	0.68%
Hindu	0.13%
Other religion	0.04%
Sikh	0.01%
Buddhist	0.00%
Jewish	0.00%

National Identity

Pakistani Community

● Community ● Sheffield

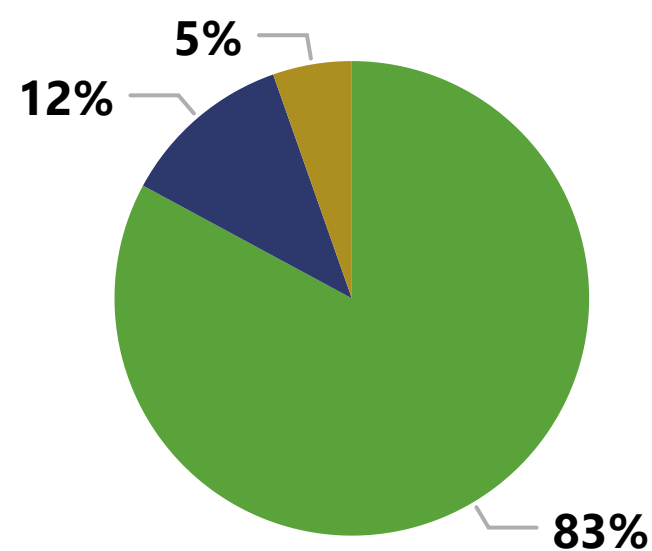




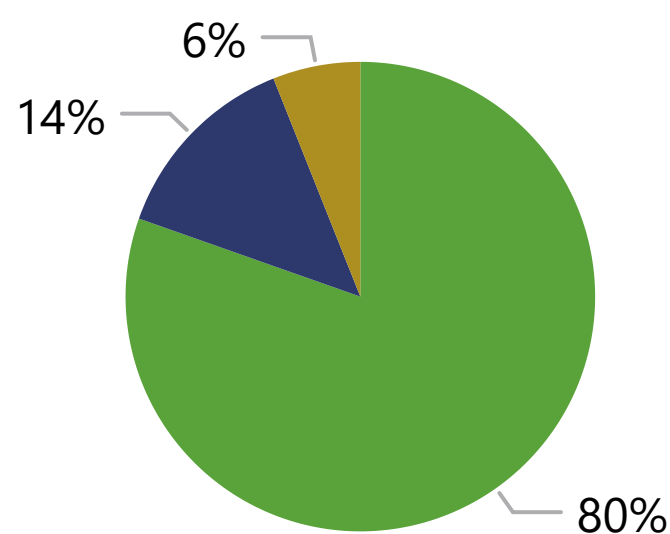
Health and Wellbeing - Pakistani Community

General Health

Pakistani Community



All Sheffield Communities

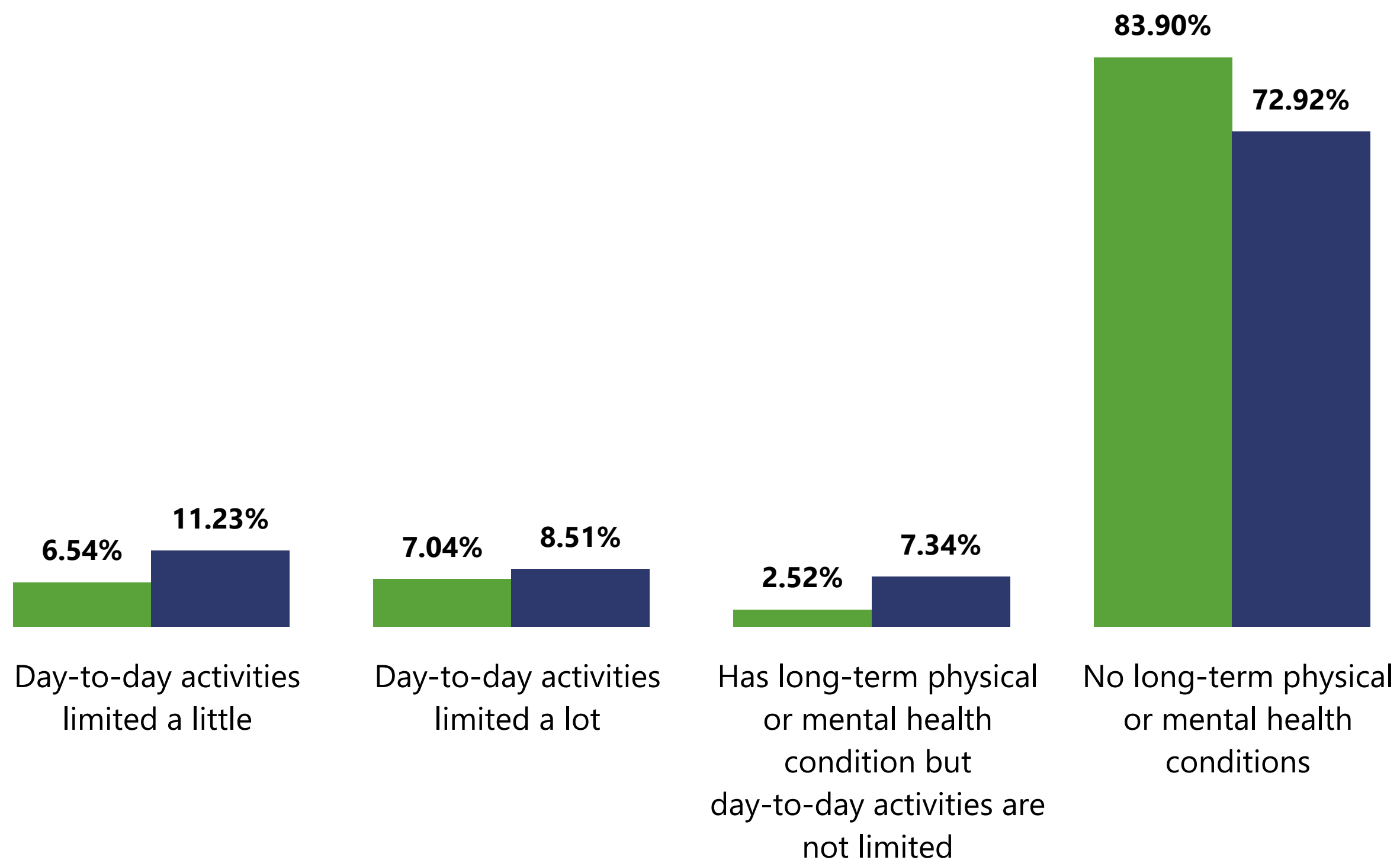


● Very good or good health ● Fair health ● Bad or very bad health

Disability


Pakistani Community

● Community ● Sheffield




Provision of Unpaid Care

Pakistani Community



All Sheffield Communities





Education - Pakistani Community

School Students

Pakistani Community

76,605

All Students in Sheffield

6316

Pakistani Students in Sheffield

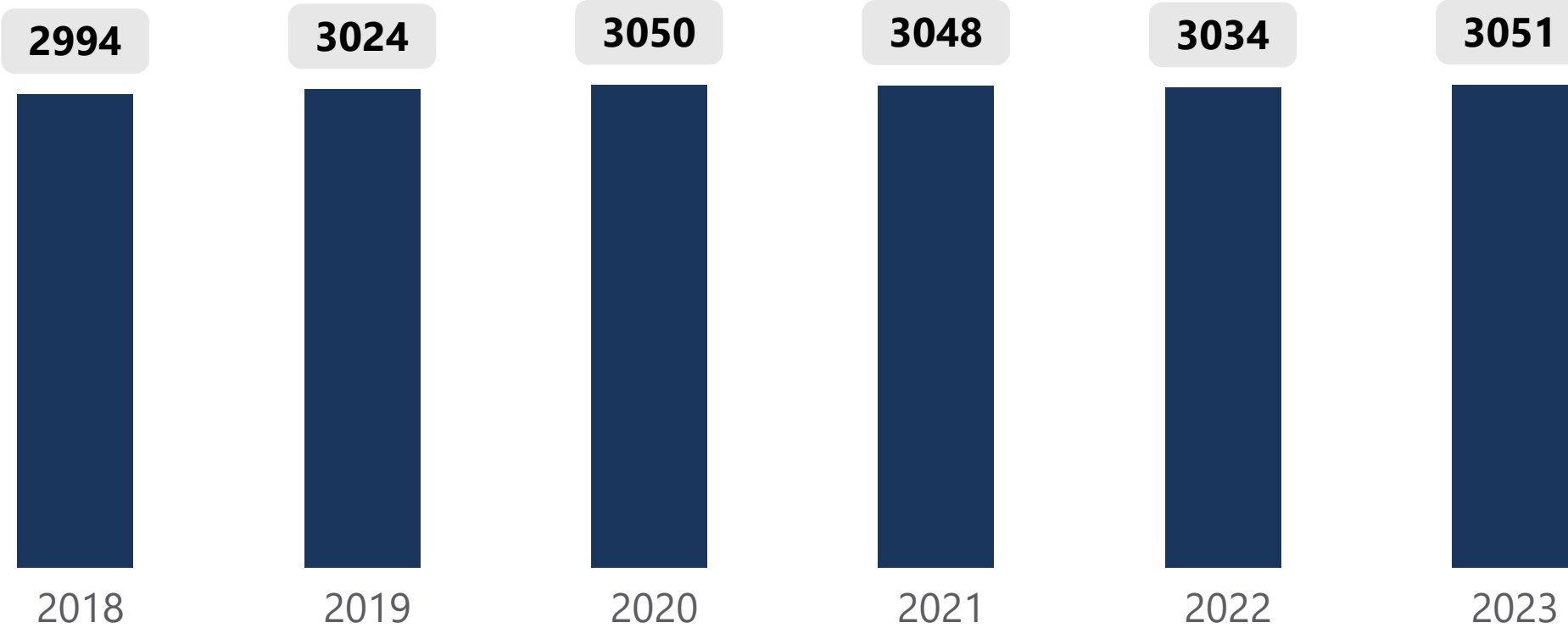
8.2%

Percentage of Students who are Pakistani

School Students

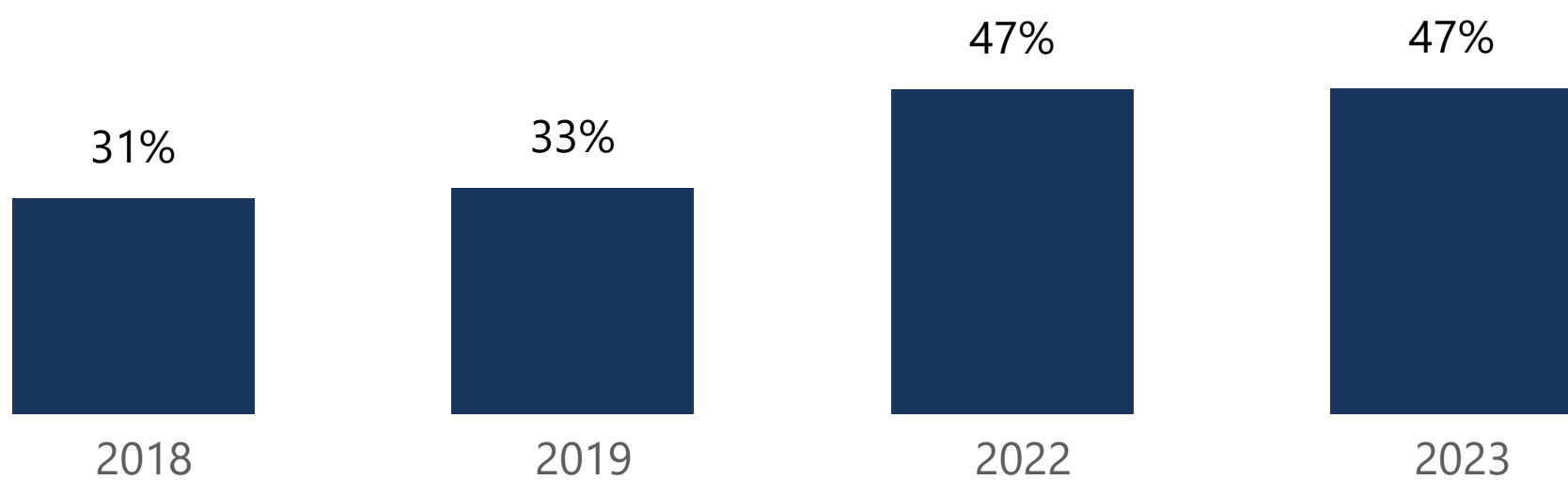
Pakistani Community

Female



Attainment - English and Maths 9-5 (Key Stage 4)

Pakistani Community



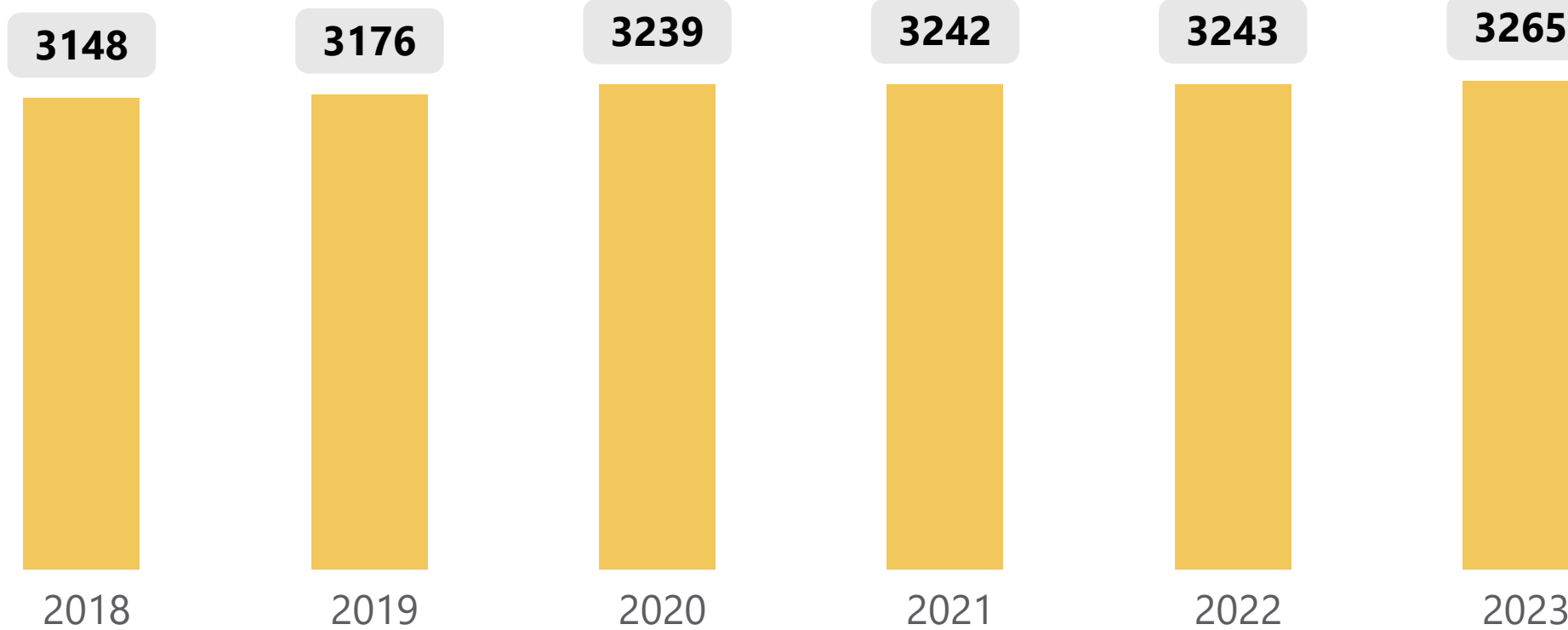
*Attainment Data is not available for **2020 and 2021** due to COVID-19's impact on assessments.



School Students

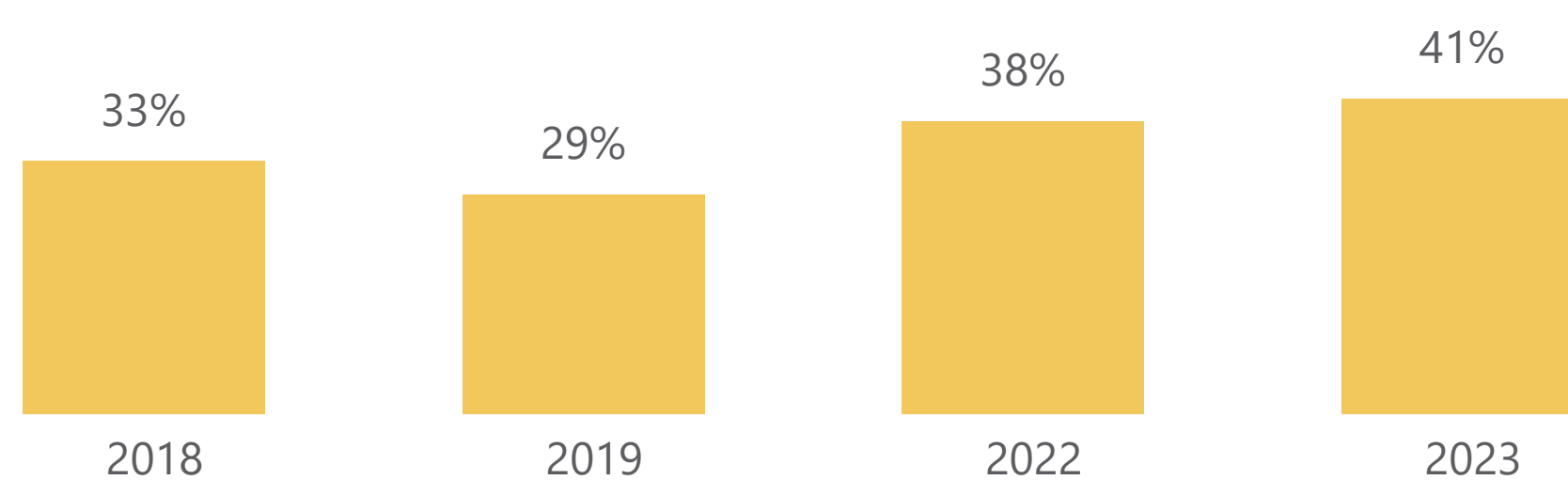
Pakistani Community

Male




Attainment - English and Maths 9-5 (Key Stage 4)

Pakistani Community



*Attainment Data is not available for **2020 and 2021** due to COVID-19's impact on assessments.



Female




Qualification Attainment

Pakistani Community

Qualification Level	Level Details	Community	Sheffield
+ Level 1 and entry level qualifications	1 to 4 GCSEs grade A* to C	10.02%	9.52%
+ Level 2 qualifications	5 or more GCSEs (A* to C or 9 to 4)	12.24%	12.61%
+ Level 3 qualifications	2 or more A levels or VCEs	16.81%	17.60%
+ Level 4 qualifications or above	degree (BA	23.74%	33.97%
+ No qualifications		32.06%	21.01%
+ Other	apprenticeships	5.13%	5.28%

Male



Qualification Attainment

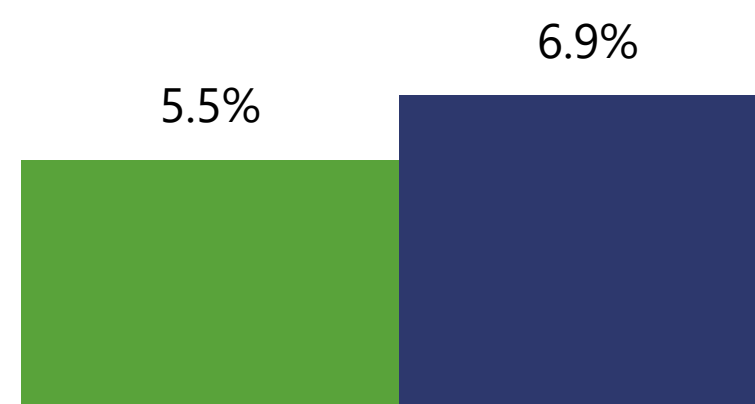
Pakistani Community

Qualification Level	Details	Community	Sheffield
+ Level 1 and entry level qualifications	1 to 4 GCSEs grade A* to C	11.90%	8.63%
+ Level 2 qualifications	5 or more GCSEs (A* to C or 9 to 4)	13.98%	10.84%
+ Level 3 qualifications	2 or more A levels or VCEs	15.56%	19.58%
+ Level 4 qualifications or above	degree (BA	25.84%	32.71%
+ No qualifications		26.45%	17.67%
+ Other	apprenticeships	6.26%	10.57%

NEET 16-17 year olds (Not in Employment, Education, or Training)

Pakistani Community

● Community ● Sheffield

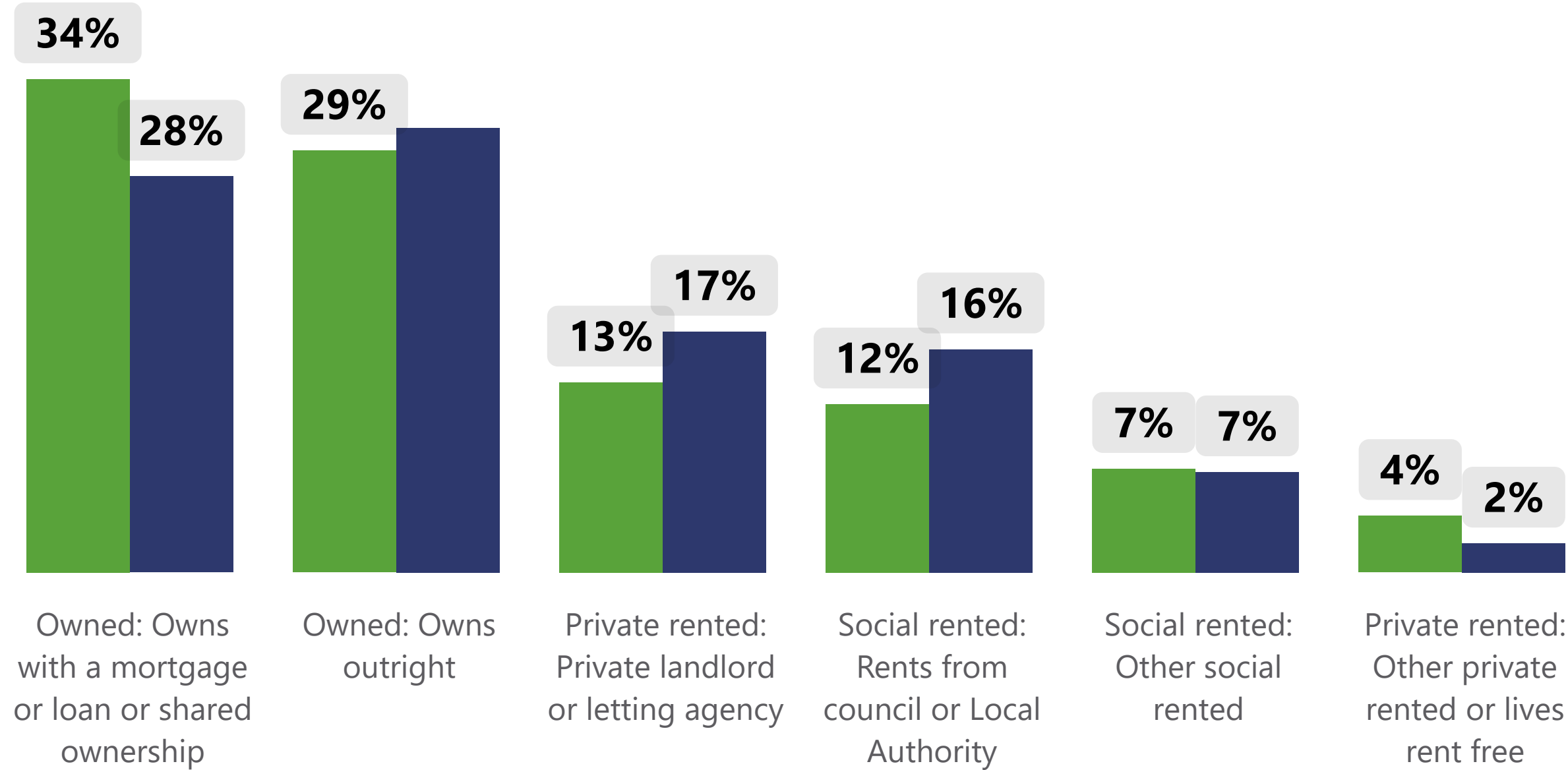


Housing - Pakistani Community

Household Tenure

Pakistani Community

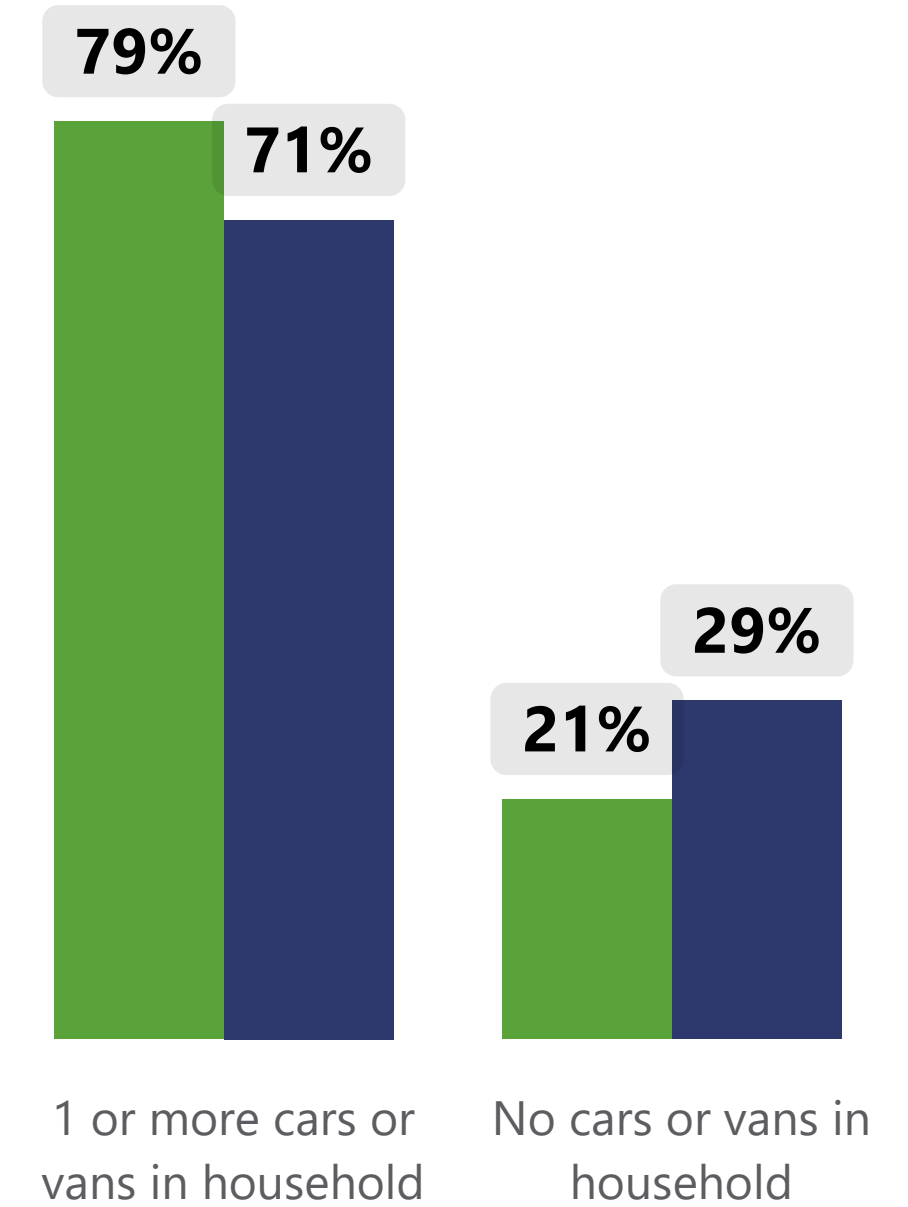
● Community ● Sheffield



Car or Van Availability

Pakistani Community

● Community ● Sheffield



Household Occupancy Rating for Bedrooms

Rating	Community	Sheffield
-2 or less	4%	1%
-1	13%	3%
0	37%	28%
+1	26%	33%
+2 or more	19%	36%

Whether a household's accommodation is overcrowded, ideally occupied, or under-occupied. This is calculated by comparing the number of bedrooms the household requires to the number of available bedrooms.

- * -1 or less implies that a household's accommodation has fewer bedrooms than required (overcrowded)
- * +1 or more implies that a household's accommodation has more bedrooms than required (under-occupied)
- * 0 suggests that a household that a household's accommodation has an ideal number of bedrooms.

To find out more details refer to the Info icon (bottom left of this page) and see the Occupancy Rating for Bedrooms variable.



Deprivation - Pakistani Community

Pakistani Community

All Households Deprived Households

6,944 **4,374**

- Deprived In One Dimension **55.3%**
- Deprived In Two Dimensions **31.9%**
- Deprived In Three Dimensions **12.1%**
- Deprived In Four Dimensions **0.6%**

Sheffield

All Households Deprived Households

231,946 **126,709**

- Deprived In One Dimension **62.2%**
- Deprived In Two Dimensions **28.9%**
- Deprived In Three Dimensions **8.3%**
- Deprived In Four Dimensions **0.5%**

Household Deprivation Dimensions

Pakistani Community	Sheffield	Pakistani Community	Sheffield	Pakistani Community	Sheffield	Pakistani Community	Sheffield
19.7%	7.5%	20.2%	12.9%	20.7%	23.5%	39.0%	36.5%
Housing		Employment		Education		Health & Disability	
A household is classified as deprived in the housing dimension if the household's accommodation is either overcrowded, in a shared dwelling, or has no central heating.		A household is classified as deprived in the employment dimension if any member, not a full-time student, is either unemployed or economically inactive due to long-term sickness or disability.		A household is classified as deprived in the education dimension if no one has at least a level 2 education and no one aged 16 to 18 years is a full-time student.		A household is classified as deprived in the health dimension if any person in the household has general health that is bad or very bad or is identified as disabled. People who have assessed their day-to-day activities as limited by long-term physical or mental health conditions or illnesses are considered disabled. This definition of a disabled person meets the harmonised standard for measuring disability and is in line with the Equality Act (2010).	