

Gypsy or Irish Traveller Community

Introduction

This report explores the rich ethnic diversity of the city, highlighting not just the unique cultures and backgrounds that make up Sheffield but also the real challenges faced by its residents.

Through data on education, employment, health, household deprivation, and more, this report aims to presents aspects of the life of different communities in our city.

How to use

Select an ethnic group from the dropdown filter in the top-left of this page, then select a section from the table of contents or use the navigation bar at the bottom of this page.

More Information

For more information about variables used in this report, please see the glossary on our website.

Overview - Gypsy or Irish Traveller Community

338

Gypsy or Irish Traveller residents in Sheffield

0.1%

Proportion of residents who are Gypsy or Irish Traveller

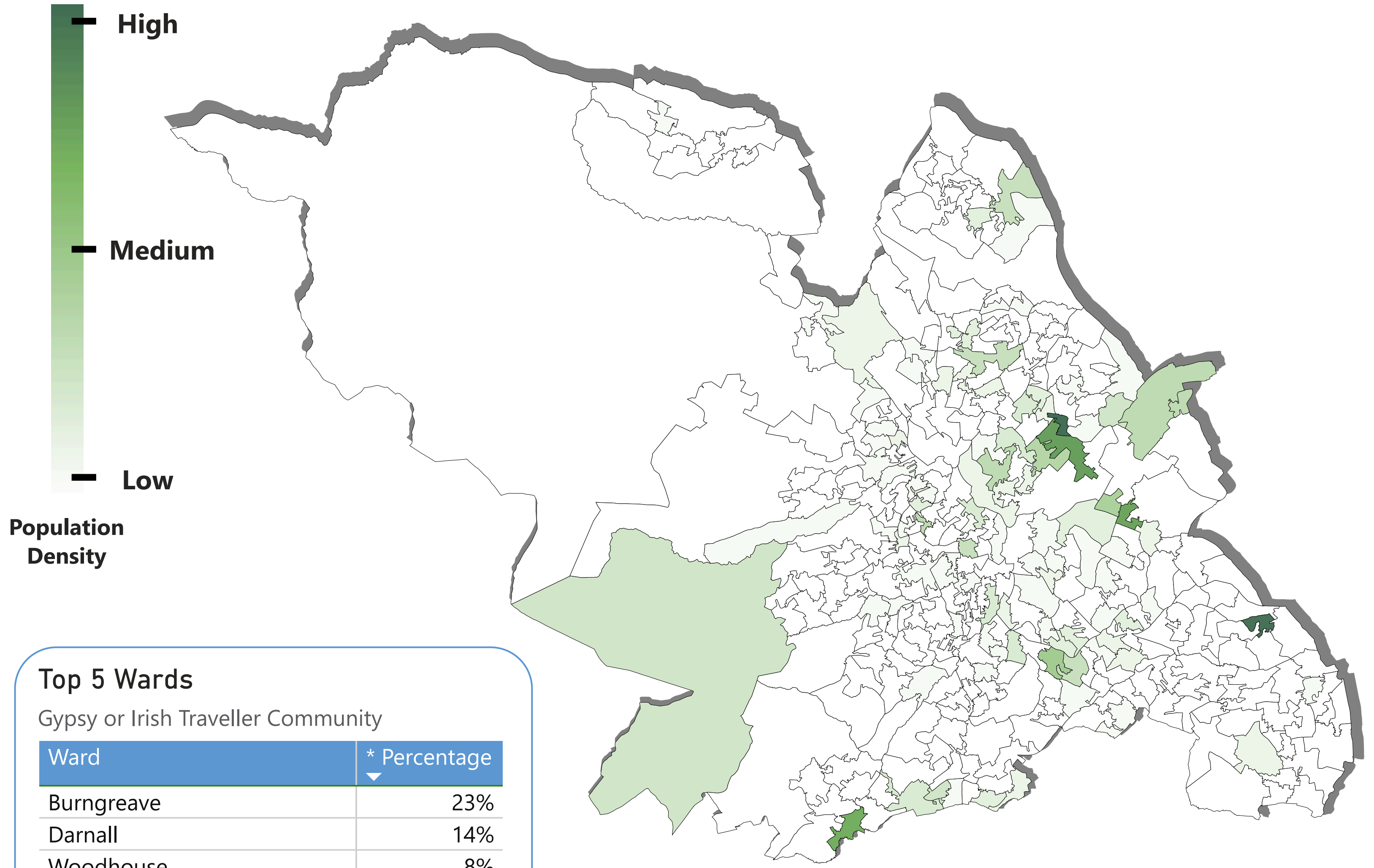
110

Gypsy or Irish Traveller households in Sheffield

2.90

Average Gypsy or Irish Traveller household size in Sheffield

Where does the Gypsy or Irish Traveller Community live?



Population Density

Top 5 Wards

Gypsy or Irish Traveller Community

Ward	* Percentage
Burngreave	23%
Darnall	14%
Woodhouse	8%
Gleadless Valley	7%
Dore and Totley	6%

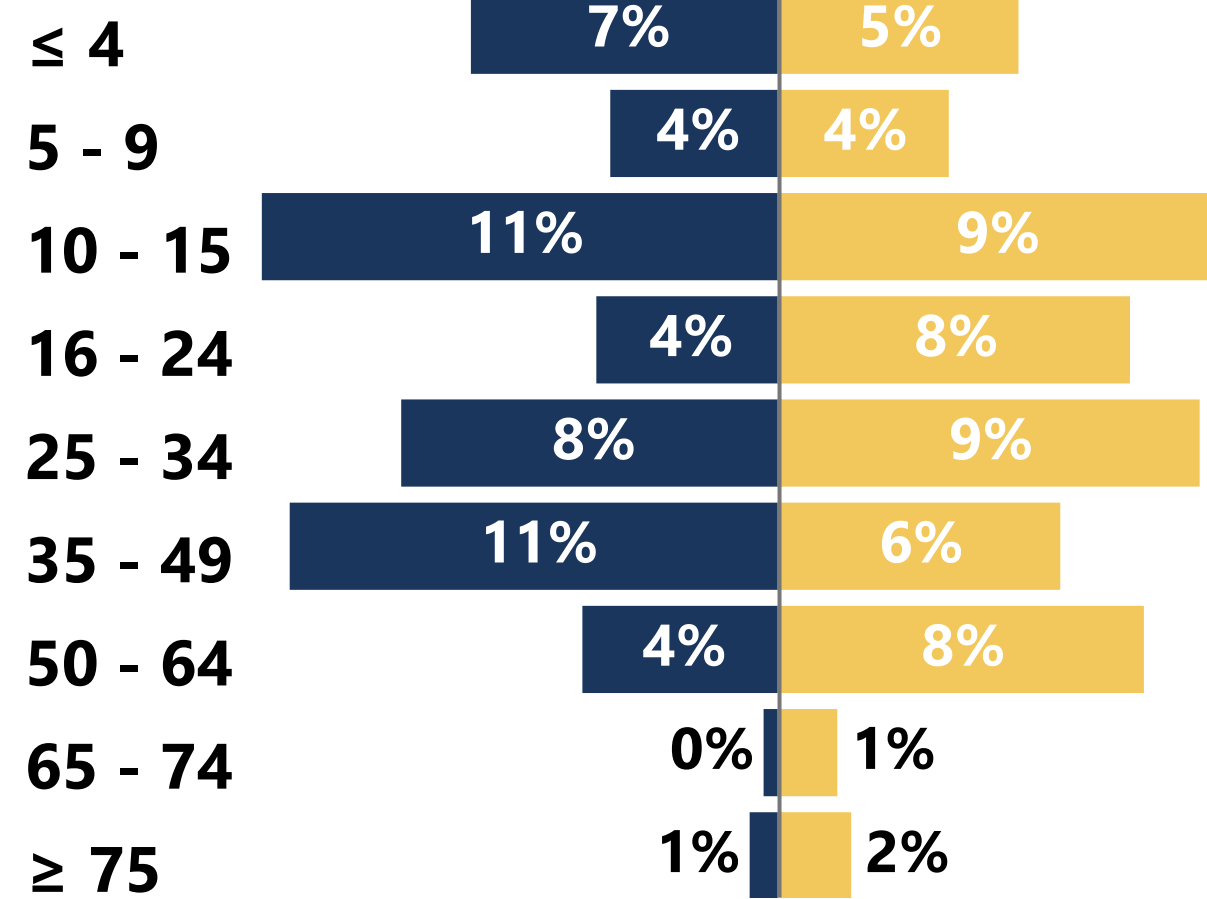
***Percentage of Community Population**

Demographics - Gypsy or Irish Traveller Community

338

Gypsy or Irish Traveller residents in Sheffield

Age

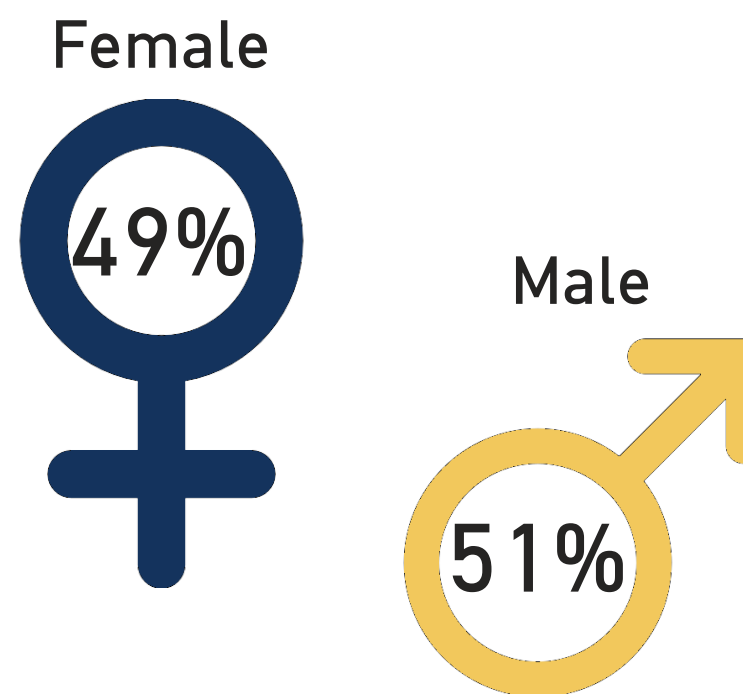


0.1%

Proportion of residents who are Gypsy or Irish Traveller

Population Split

● Female
● Male



110

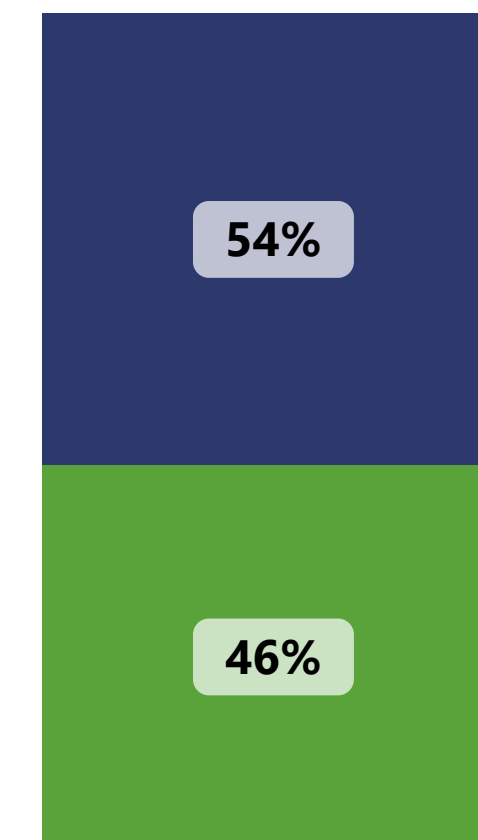
Gypsy or Irish Traveller households in Sheffield

2.90

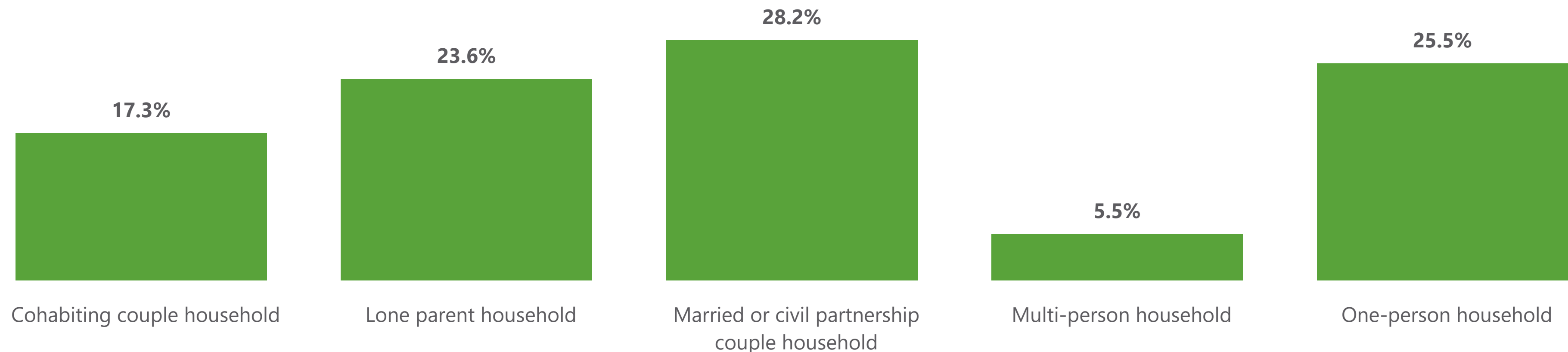
Average Gypsy or Irish Traveller household size in Sheffield

Dependent Children

● Household with dependent children ● No dependent children in household



Household Type





Labour Market - Gypsy or Irish Traveller Community

Economic Activity

Gypsy or Irish Traveller residents in Sheffield

85

Economically Active

42%

Rate - Economically Active

All Sheffield residents

260,074

Economically Active


57%

Rate - Economically Active

Female

Economically Active

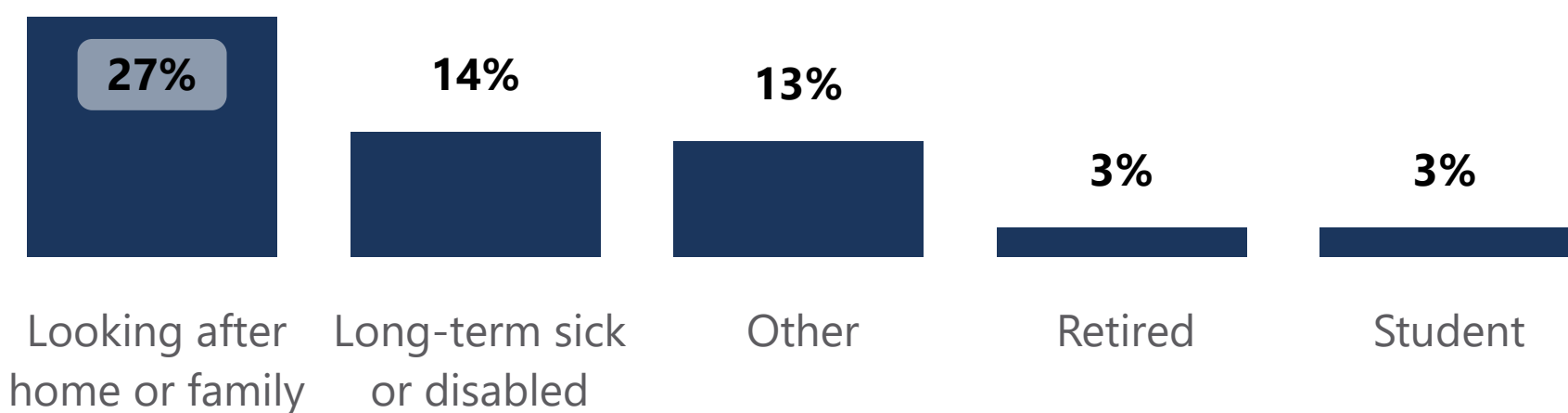
39%



Economically Inactive

61%


Reason for Economic Inactivity



Male

Economically Active

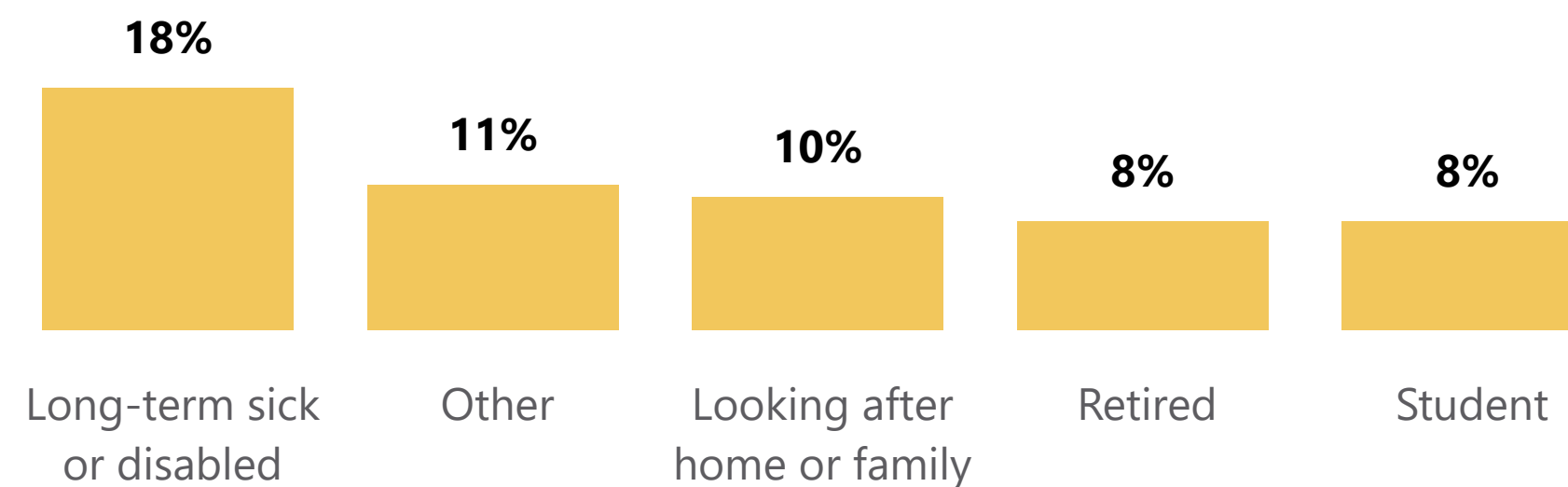
45%



Economically Inactive

55%

Reason for Economic Inactivity



All Sheffield Females

124,105

Economically Active

53%

Rate - Economically Active

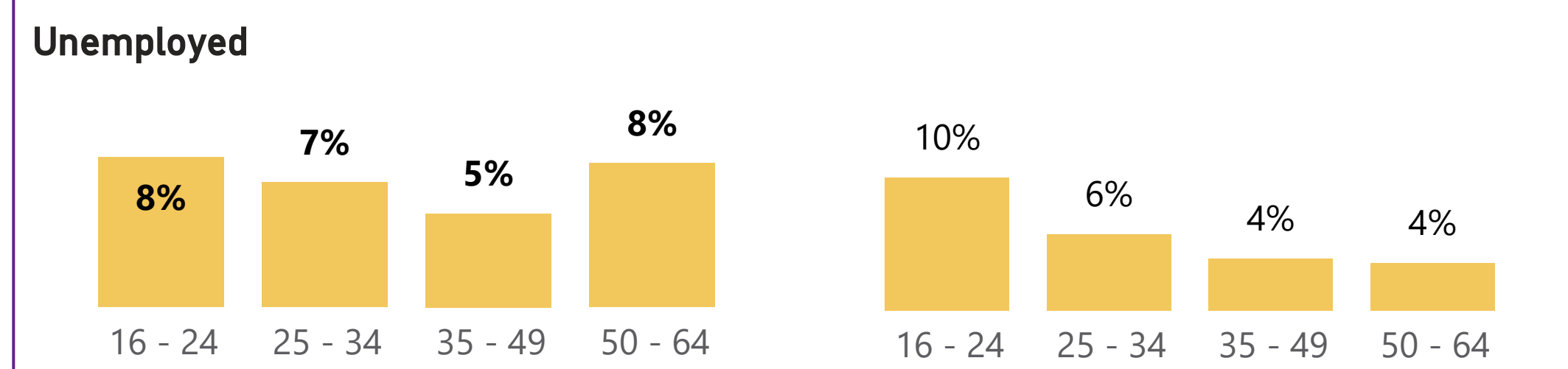
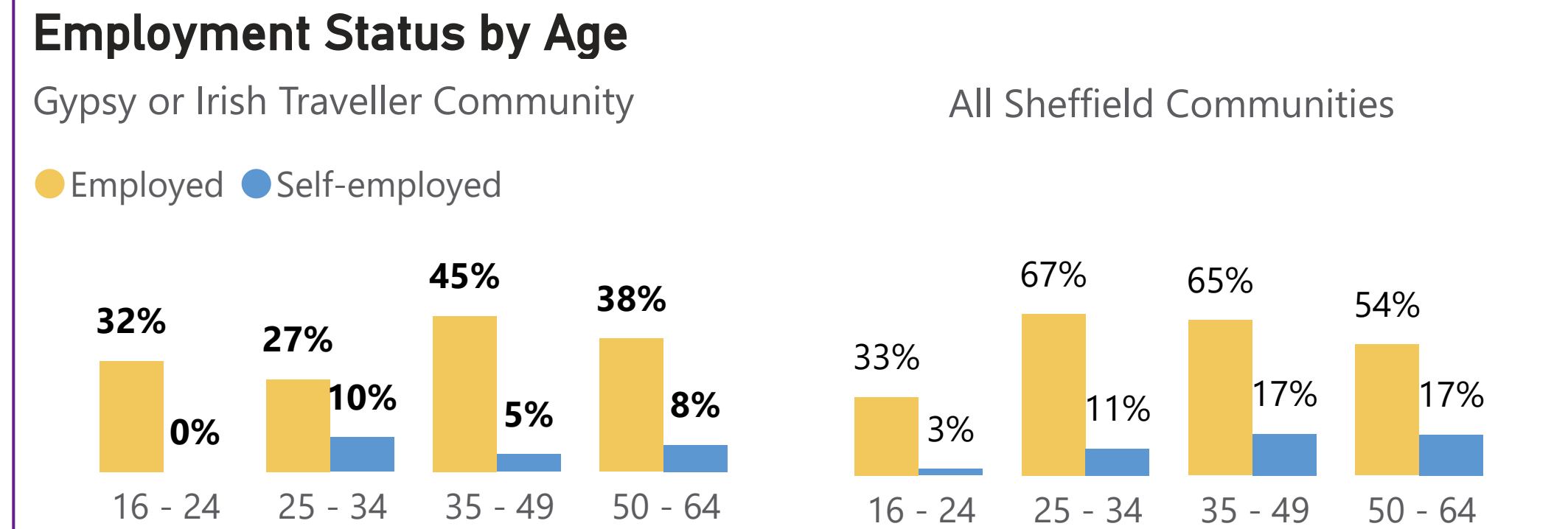
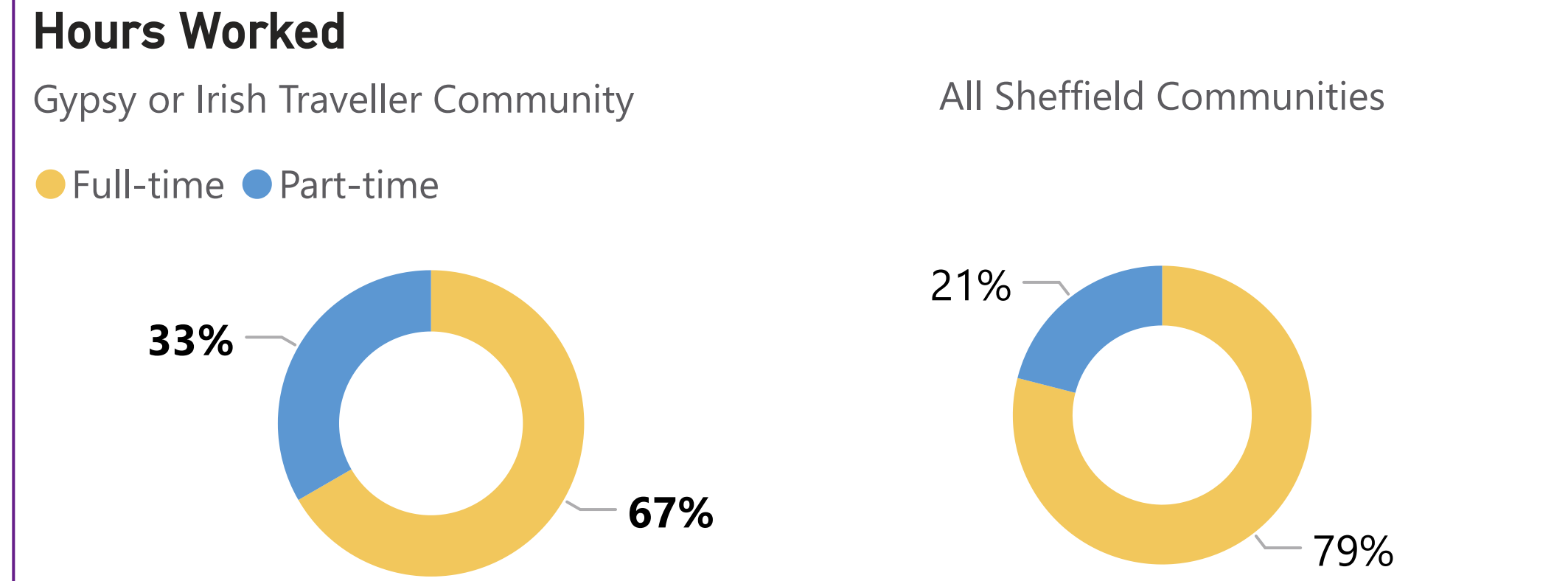
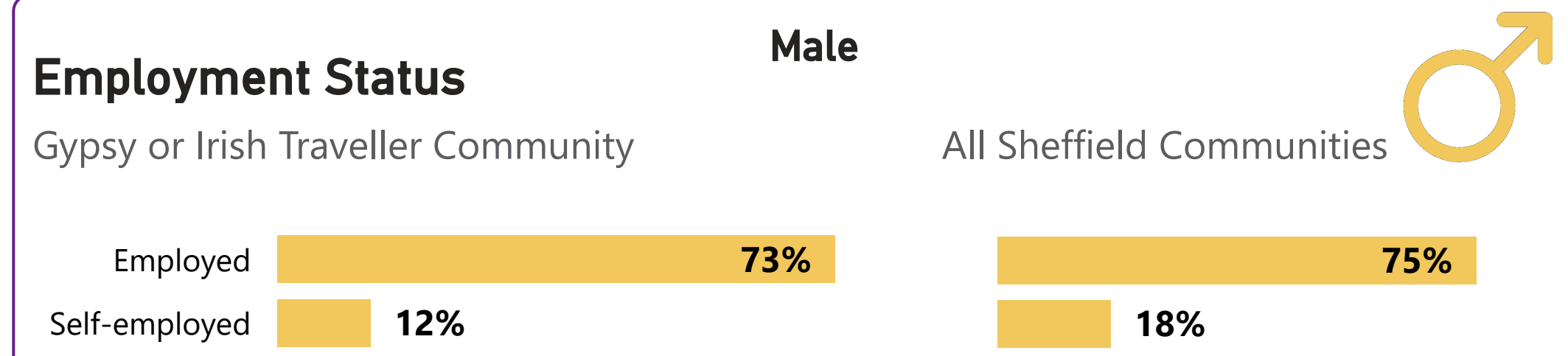
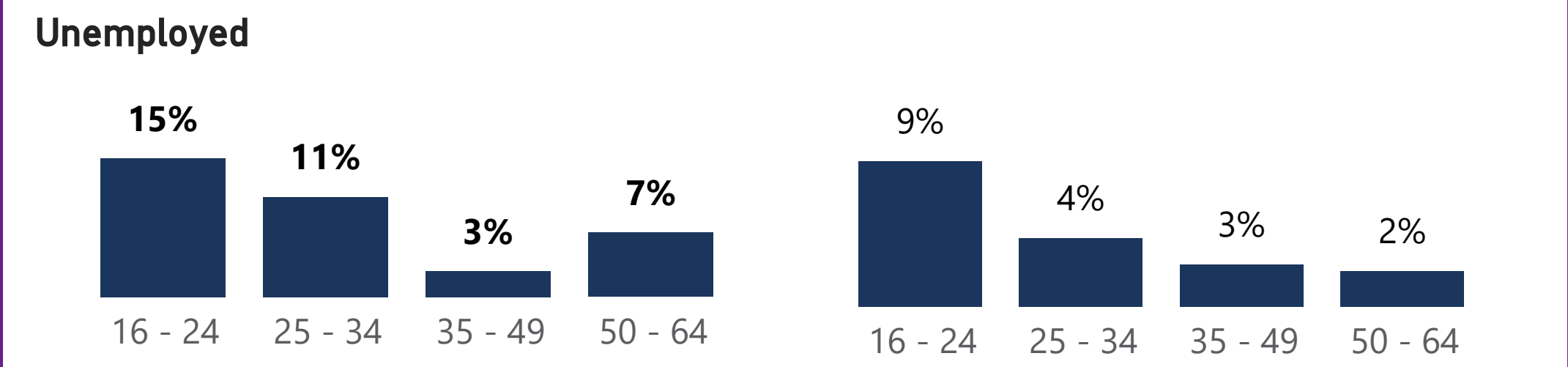
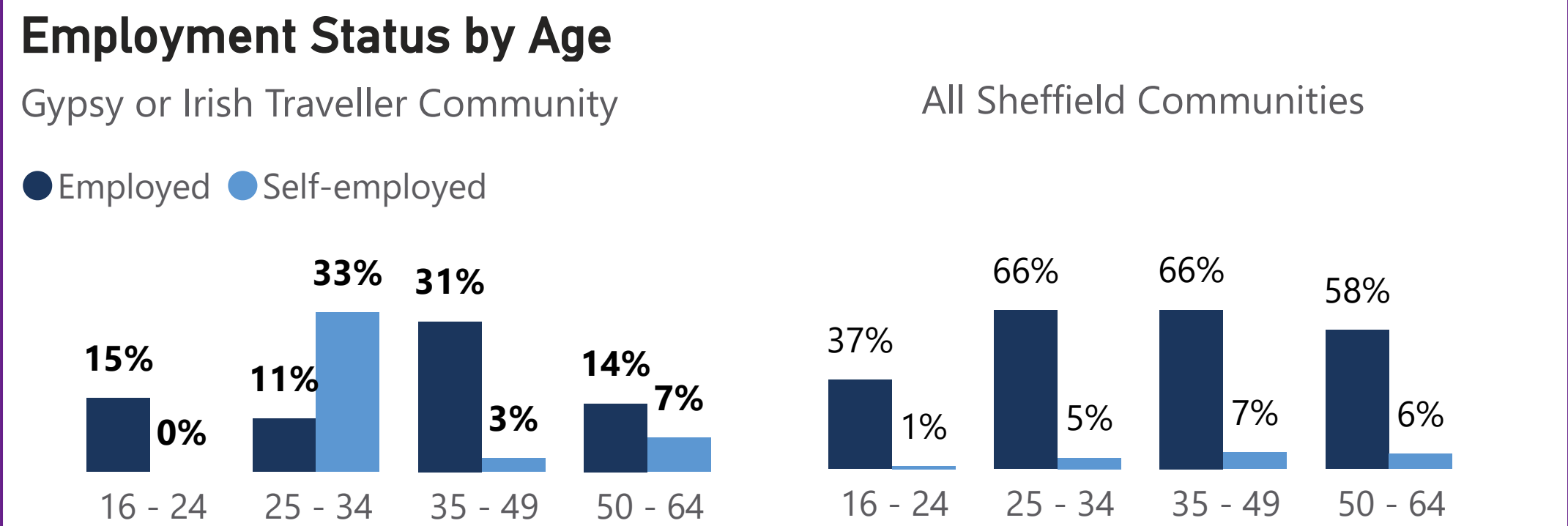
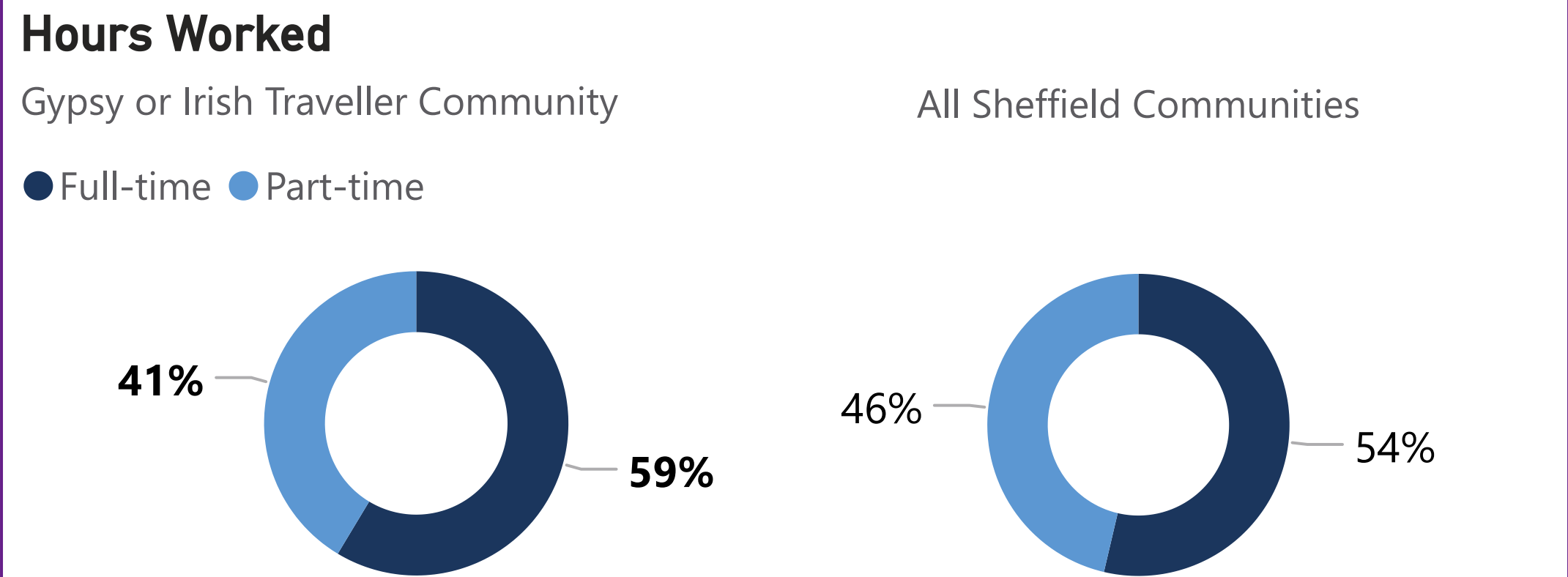
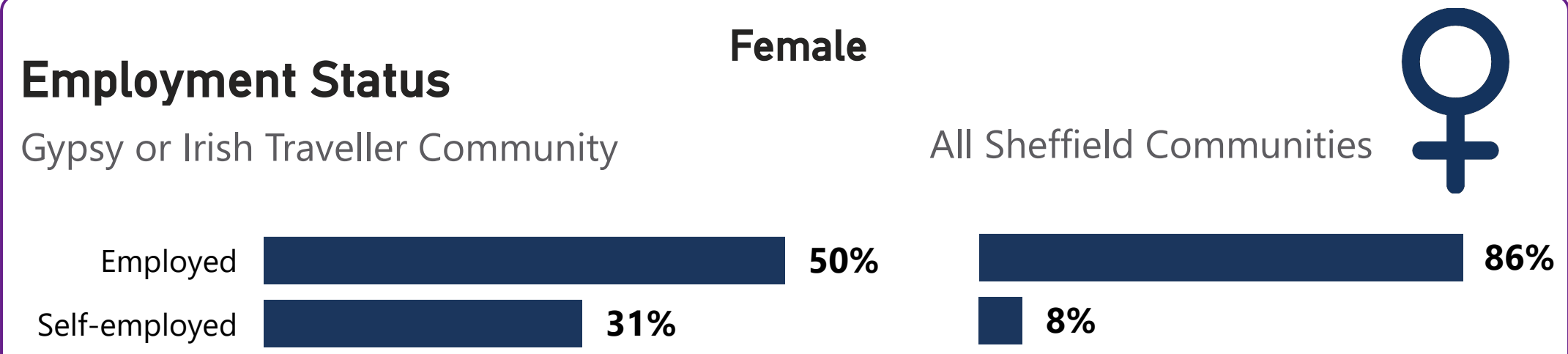
All Sheffield Males

135,969

Economically Active

61%

Rate - Economically Active



Female




Employment in Industries in Sheffield

Gypsy or Irish Traveller Community

Industry Name	Community	All Sheffield Communities	Difference
Accommodation and food service activities	0.0%	5.2%	-5.2%
Administrative and support service activities	2.9%	4.2%	-1.3%
Agriculture, forestry and fishing	0.0%	0.1%	-0.1%
Construction	26.5%	1.7%	24.8%
Education	11.8%	17.2%	-5.4%
Electricity, gas, steam and air conditioning supply	0.0%	0.1%	-0.1%
Financial and insurance activities	0.0%	2.8%	-2.8%
Human health and social work activities	23.5%	29.6%	-6.0%
Information and communication	0.0%	2.3%	-2.3%
Manufacturing	5.9%	3.4%	2.5%
Mining and quarrying	0.0%	0.0%	-0.0%
Other	2.9%	4.8%	-1.9%
Professional, scientific and technical activities	0.0%	5.4%	-5.4%
Public administration and defence	2.9%	6.1%	-3.2%
Real estate activities	2.9%	1.2%	1.7%
Transport and storage	0.0%	1.8%	-1.8%
Water supply	0.0%	0.2%	-0.2%
Wholesale and retail trade	20.6%	13.9%	6.7%

Male



Industries in Sheffield

Gypsy or Irish Traveller Community

Industry Name	Community	All Sheffield Communities	Difference
Accommodation and food service activities	0.0%	4.8%	-4.8%
Administrative and support service activities	17.1%	4.7%	12.4%
Agriculture, forestry and fishing	0.0%	0.3%	-0.3%
Construction	7.3%	13.4%	-6.0%
Education	2.4%	8.3%	-5.9%
Electricity, gas, steam and air conditioning supply	0.0%	0.6%	-0.6%
Financial and insurance activities	4.9%	2.8%	2.1%
Human health and social work activities	17.1%	9.2%	7.9%
Information and communication	2.4%	5.8%	-3.3%
Manufacturing	2.4%	10.6%	-8.2%
Mining and quarrying	0.0%	0.1%	-0.1%
Other	7.3%	3.5%	3.8%
Professional, scientific and technical activities	0.0%	5.5%	-5.5%
Public administration and defence	7.3%	5.5%	1.8%
Real estate activities	2.4%	1.0%	1.4%
Transport and storage	7.3%	7.4%	-0.1%
Water supply	2.4%	0.9%	1.5%
Wholesale and retail trade	19.5%	15.5%	4.0%

To sort the tables in alphabetical or numerical order, simply (left) click on the column title (e.g. "Industry Name" or "Difference").

Language, Nationality, and Religion - Gypsy or Irish Traveller...

Main Language

Gypsy or Irish Traveller Community

Language	Rate
English	57.59%
Any other European languages	40.51%
Arabic	1.58%
Any other South Asian languages	0.32%

Religion

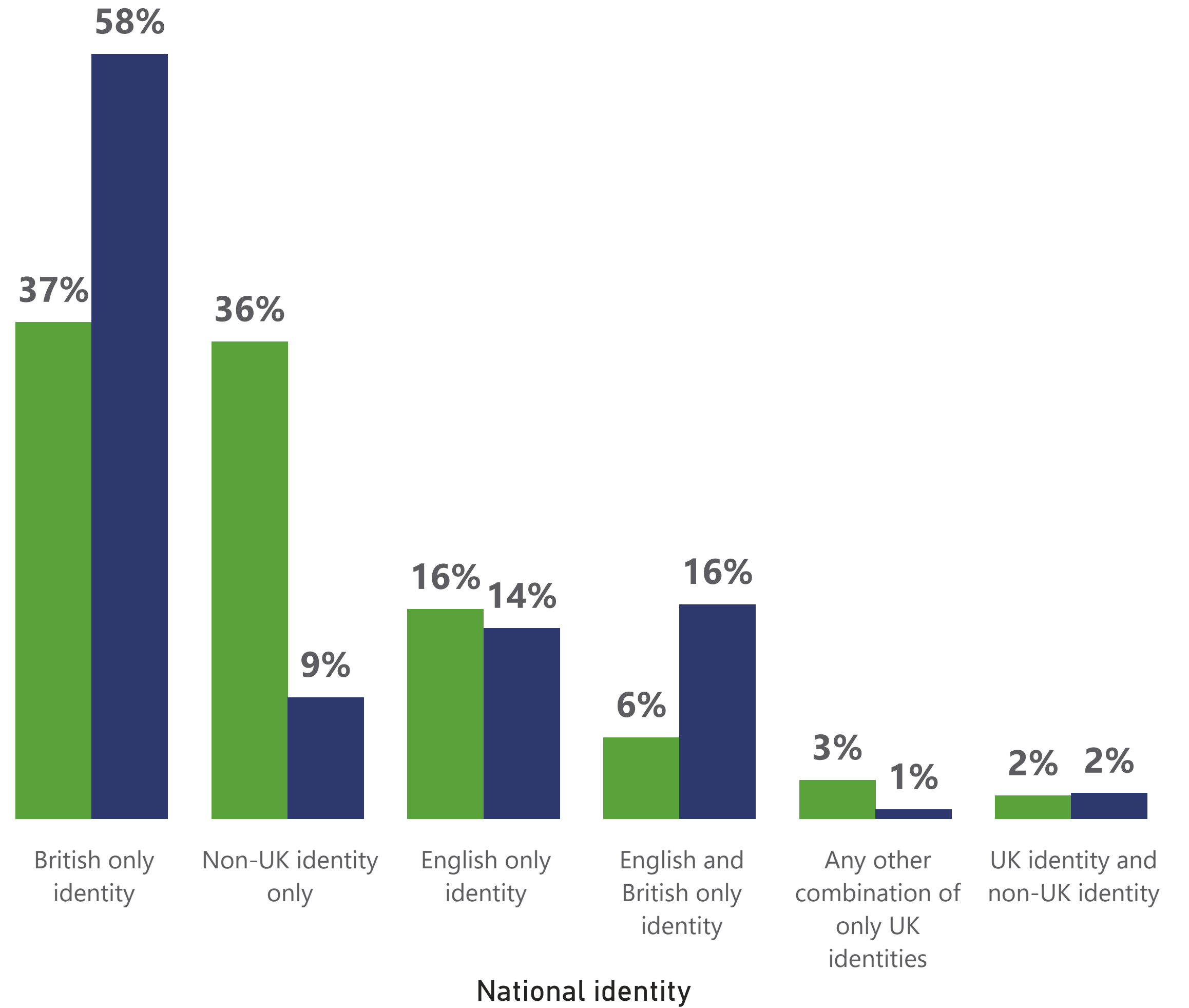
Gypsy or Irish Traveller Community

Religion	Rate
Christian	68.33%
No religion	20.53%
Not answered	5.28%
Muslim	3.23%
Other religion	1.17%
Buddhist	0.59%
Hindu	0.59%
Jewish	0.29%
Sikh	0.00%

National Identity

Gypsy or Irish Traveller Community

● Community ● Sheffield

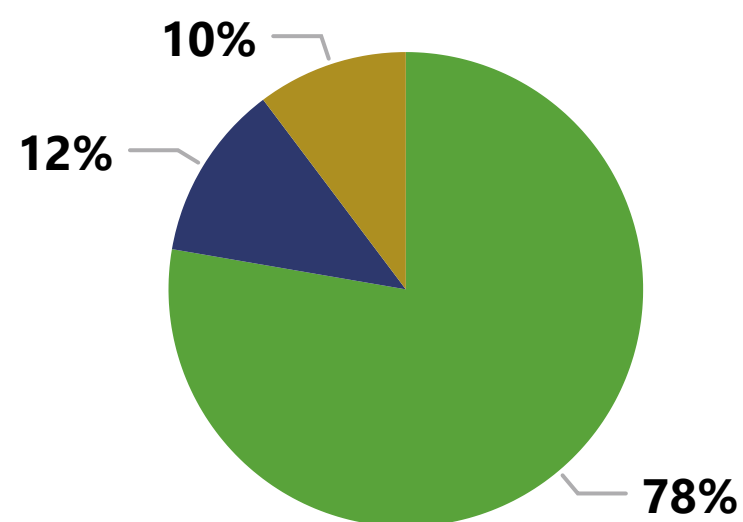




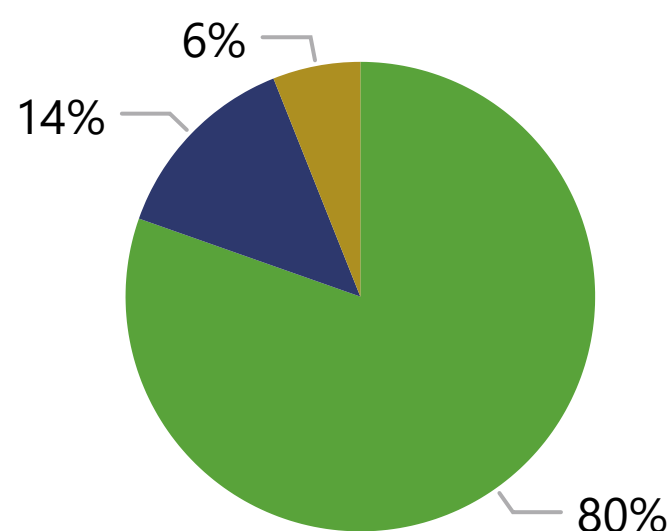
Health and Wellbeing - Gypsy or Irish Traveller Community

General Health

Gypsy or Irish Traveller Community



All Sheffield Communities

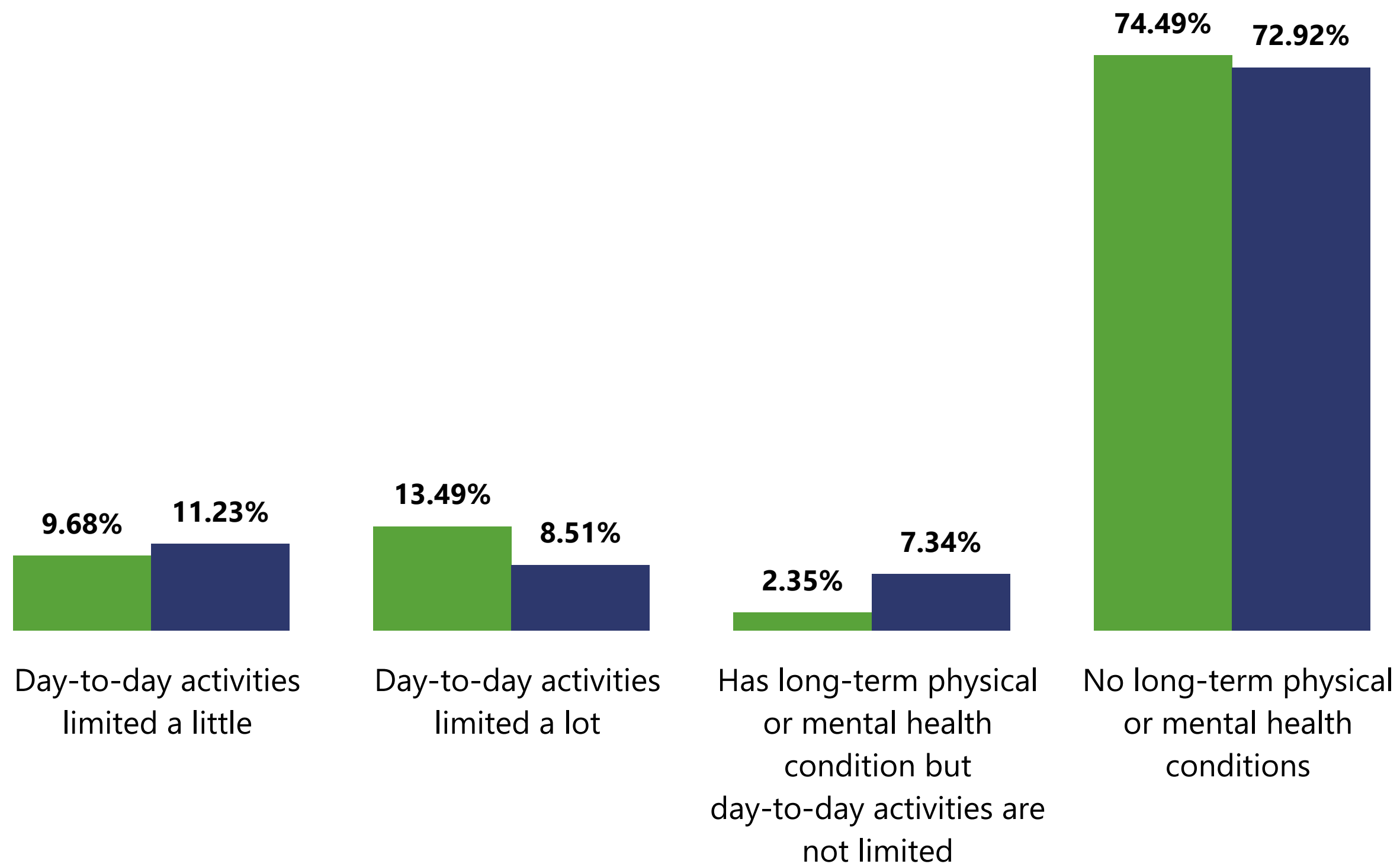


● Very good or good health ● Fair health ● Bad or very bad health

Disability


Gypsy or Irish Traveller Community

● Community ● Sheffield




Provision of Unpaid Care

Gypsy or Irish Traveller Community



All Sheffield Communities





Education - Gypsy or Irish Traveller Community

School Students

Gypsy or Irish Traveller Community

76,605

All Students in Sheffield

46

Gypsy or Irish Traveller Students in Sheffield

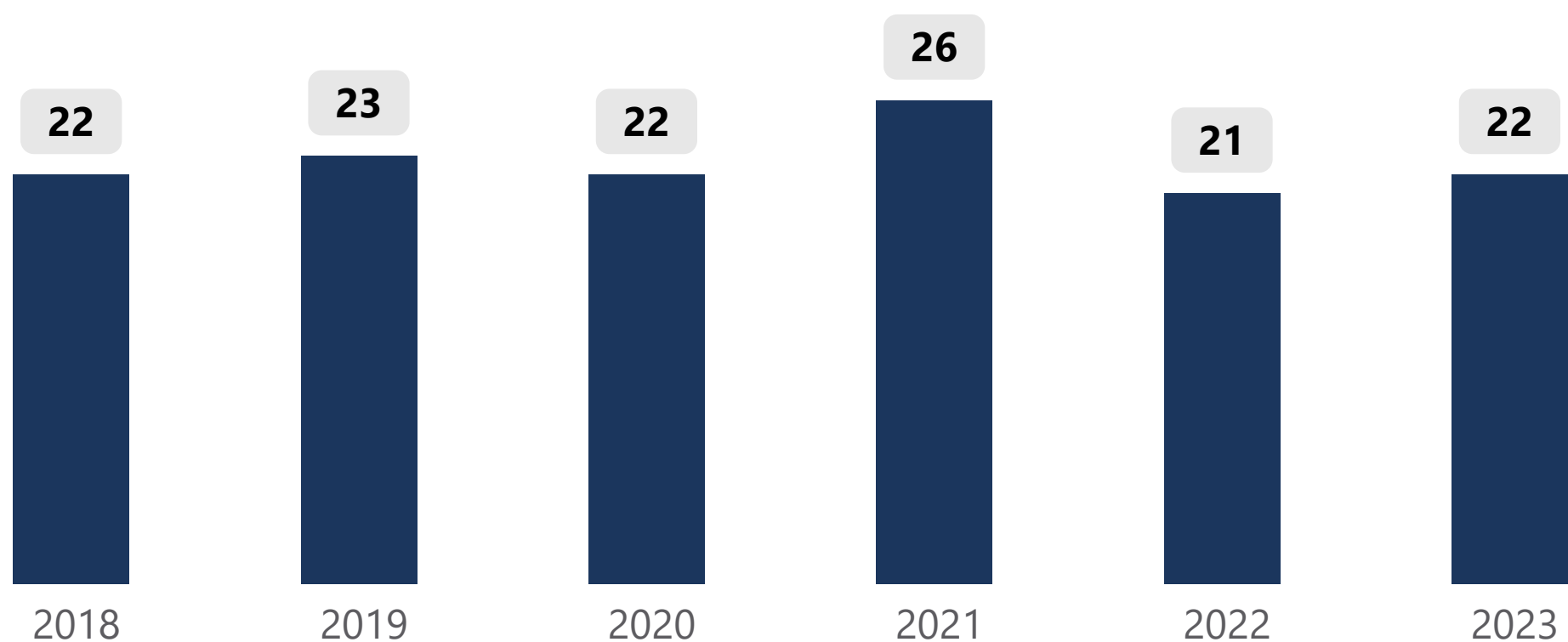
0.1%

Percentage of Students who are Gypsy or Irish Traveller

School Students

Gypsy or Irish Traveller Community

Female



Attainment - English and Maths 9-5 (Key Stage 4)

Gypsy or Irish Traveller Community



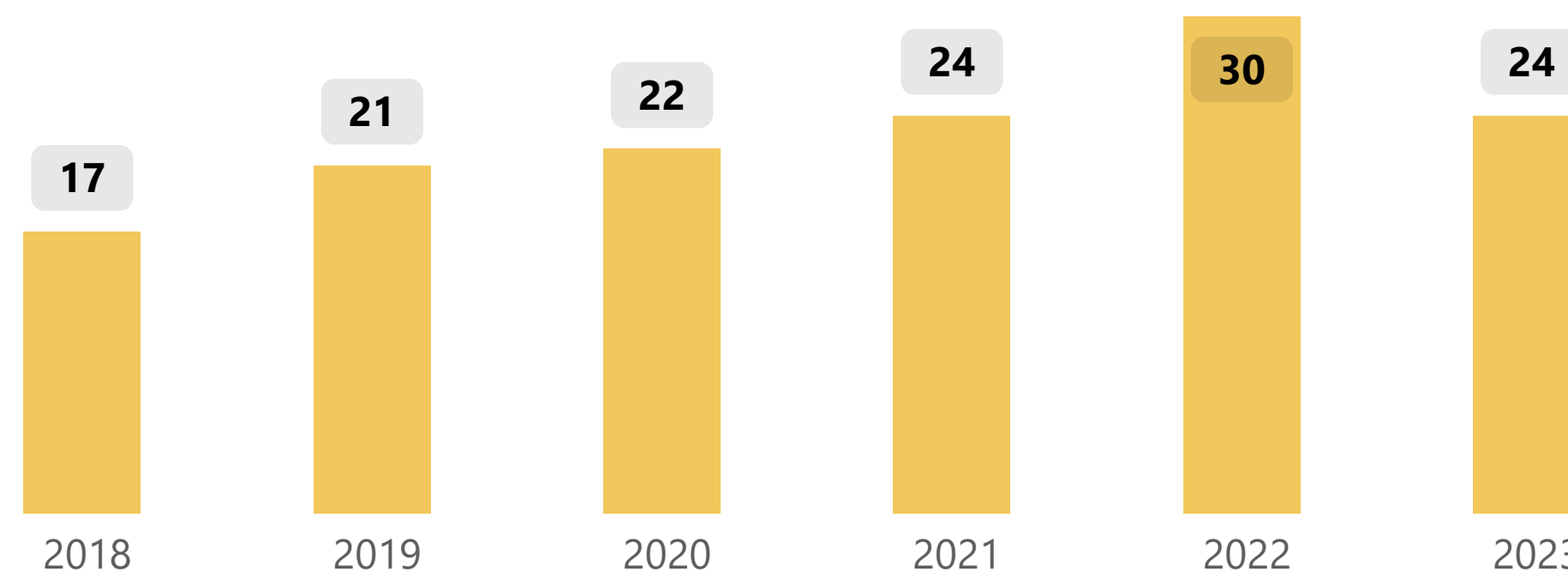
*Attainment Data is not available for **2020 and 2021** due to COVID-19's impact on assessments.



School Students

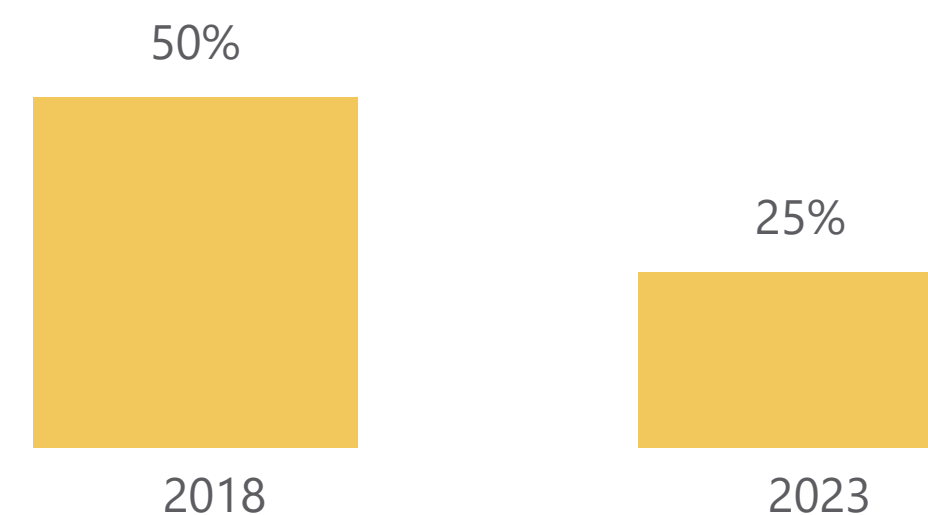
Gypsy or Irish Traveller Community

Male




Attainment - English and Maths 9-5 (Key Stage 4)

Gypsy or Irish Traveller Community



*Attainment Data is not available for **2020 and 2021** due to COVID-19's impact on assessments.



Female




Qualification Attainment

Gypsy or Irish Traveller Community

Qualification Level	Level Details	Community	Sheffield
+ Level 1 and entry level qualifications	1 to 4 GCSEs grade A* to C	9.28%	9.52%
+ Level 2 qualifications	5 or more GCSEs (A* to C or 9 to 4)	10.31%	12.61%
+ Level 3 qualifications	2 or more A levels or VCEs	16.49%	17.60%
+ Level 4 qualifications or above	degree (BA	9.28%	33.97%
+ No qualifications		49.48%	21.01%
+ Other	apprenticeships	5.15%	5.28%

Male



Qualification Attainment

Gypsy or Irish Traveller Community

Qualification Level	Details	Community	Sheffield
+ Level 1 and entry level qualifications	1 to 4 GCSEs grade A* to C	4.50%	8.63%
+ Level 2 qualifications	5 or more GCSEs (A* to C or 9 to 4)	6.31%	10.84%
+ Level 3 qualifications	2 or more A levels or VCEs	9.91%	19.58%
+ Level 4 qualifications or above	degree (BA	18.02%	32.71%
+ No qualifications		44.14%	17.67%
+ Other	apprenticeships	17.12%	10.57%

NEET 16-17 year olds (Not in Employment, Education, or Training)

Gypsy or Irish Traveller Community

Community Sheffield
0.5%

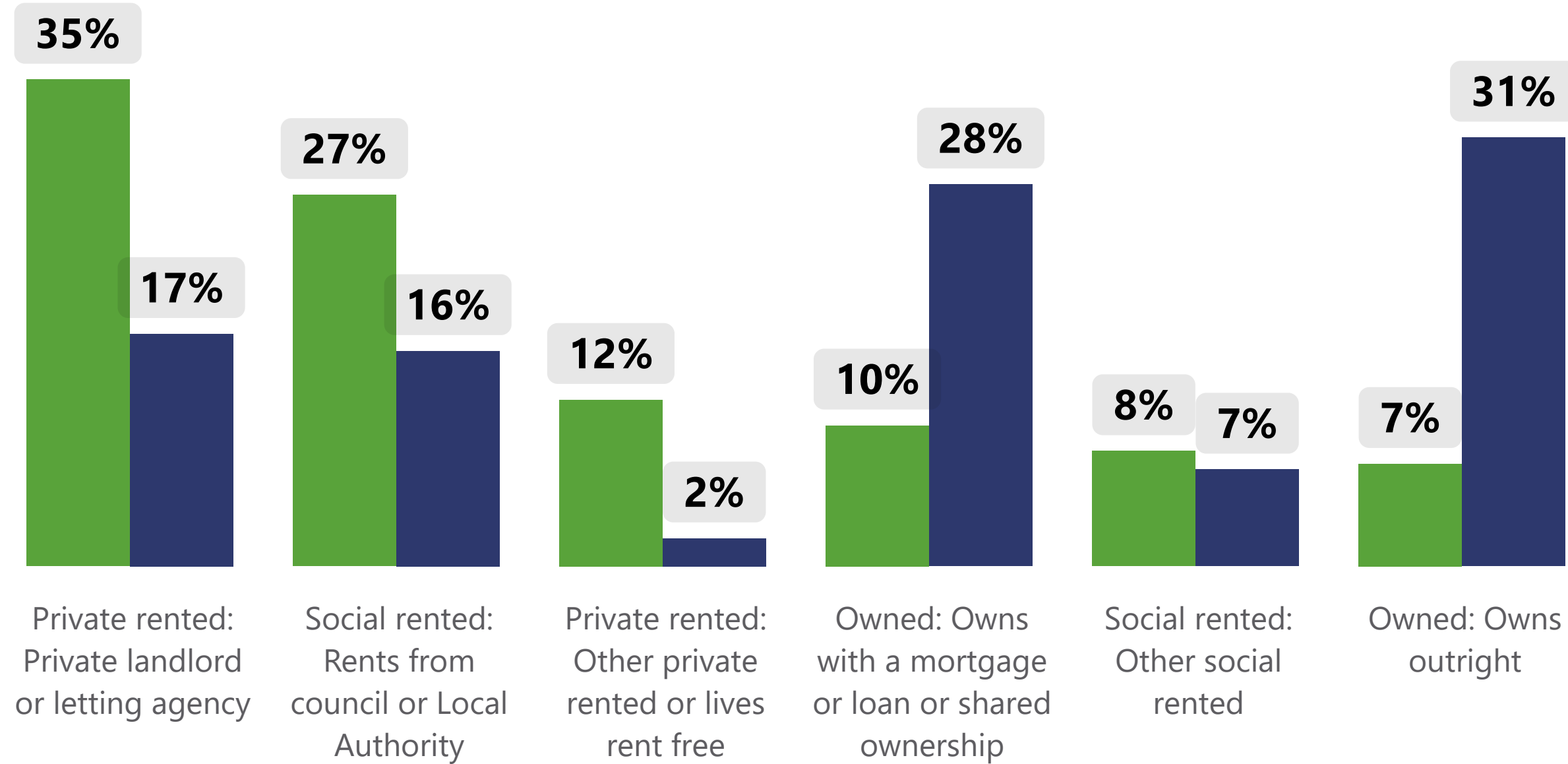
Unfortunately this data is not available for this community

Housing - Gypsy or Irish Traveller Community

Household Tenure

Gypsy or Irish Traveller Community

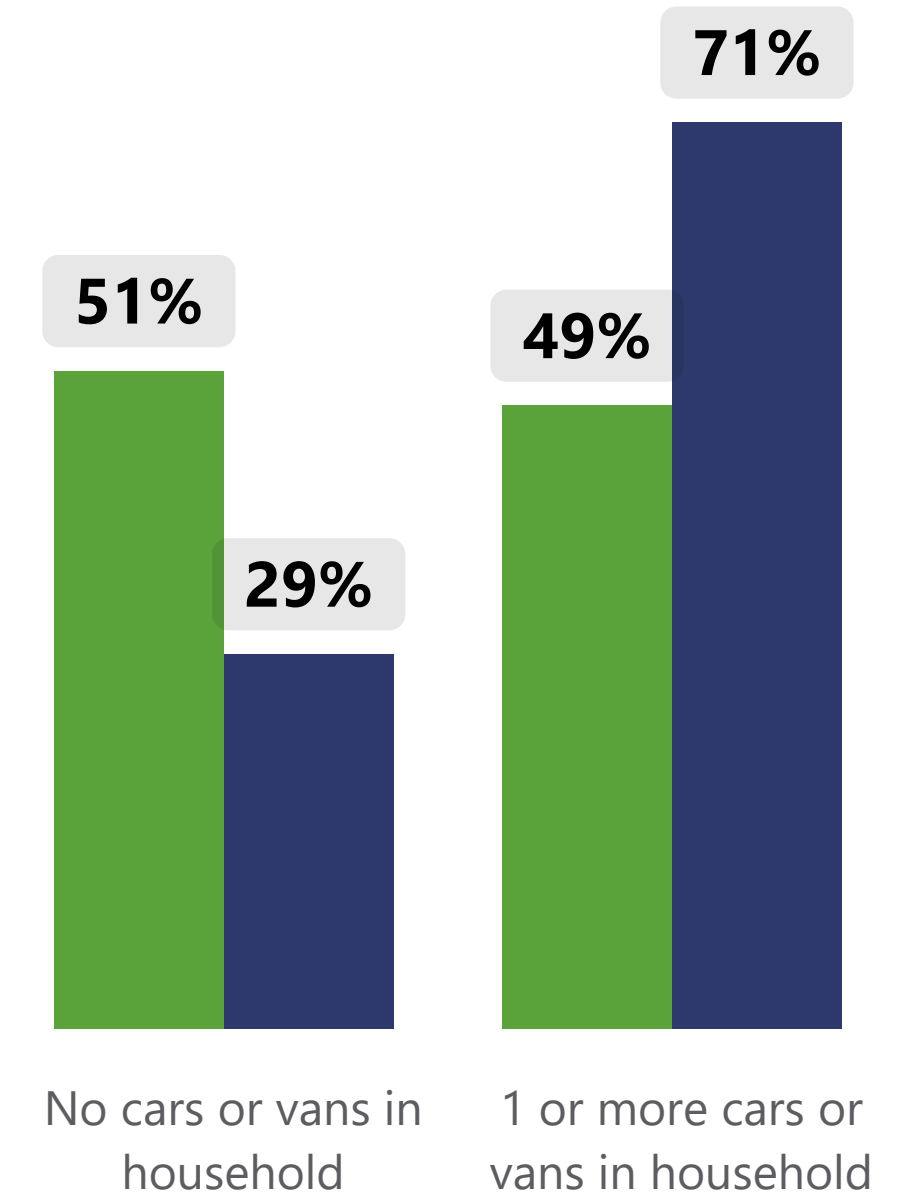
● Community ● Sheffield



Car or Van Availability

Gypsy or Irish Traveller Community

● Community ● Sheffield



Household Occupancy Rating for Bedrooms

Rating	Community	Sheffield
-2 or less	6%	1%
-1	13%	3%
0	39%	28%
+1	27%	33%
+2 or more	16%	36%

Whether a household's accommodation is overcrowded, ideally occupied, or under-occupied. This is calculated by comparing the number of bedrooms the household requires to the number of available bedrooms.

- * -1 or less implies that a household's accommodation has fewer bedrooms than required (overcrowded)
- * +1 or more implies that a household's accommodation has more bedrooms than required (under-occupied)
- * 0 suggests that a household that a household's accommodation has an ideal number of bedrooms.

To find out more details refer to the Info icon (bottom left of this page) and see the Occupancy Rating for Bedrooms variable.

Deprivation - Gypsy or Irish Traveller Community

Gypsy or Irish Traveller Community

All Households Deprived Households

108 **92**

Deprived In One Dimension
40.2%
Deprived In Two Dimensions
40.2%
Deprived In Three Dimensions
16.3%
Deprived In Four Dimensions
3.3%

Sheffield

All Households Deprived Households

231,946 **126,709**

Deprived In One Dimension
62.2%
Deprived In Two Dimensions
28.9%
Deprived In Three Dimensions
8.3%
Deprived In Four Dimensions
0.5%

Household Deprivation Dimensions

Gypsy or Irish Traveller Community

Sheffield

27.3% **7.5%**

Housing

A household is classified as deprived in the housing dimension if the household's accommodation is either overcrowded, in a shared dwelling, or has no central heating.

Gypsy or Irish Traveller Community

Sheffield

37.3% **12.9%**

Employment

A household is classified as deprived in the employment dimension if any member, not a full-time student, is either unemployed or economically inactive due to long-term sickness or disability.

Gypsy or Irish Traveller Community

Sheffield

40.9% **23.5%**

Education

A household is classified as deprived in the education dimension if no one has at least a level 2 education and no one aged 16 to 18 years is a full-time student.

Gypsy or Irish Traveller Community

Sheffield

53.6% **36.5%**

Health & Disability

A household is classified as deprived in the health dimension if any person in the household has general health that is bad or very bad or is identified as disabled.

People who have assessed their day-to-day activities as limited by long-term physical or mental health conditions or illnesses are considered disabled. This definition of a disabled person meets the harmonised standard for measuring disability and is in line with the Equality Act (2010).