

Chinese Community

Introduction

This report explores the rich ethnic diversity of the city, highlighting not just the unique cultures and backgrounds that make up Sheffield but also the real challenges faced by its residents.

Through data on education, employment, health, household deprivation, and more, this report aims to presents aspects of the life of different communities in our city.

How to use

Select an ethnic group from the dropdown filter in the top-left of this page, then select a section from the table of contents or use the navigation bar at the bottom of this page.

More Information

For more information about variables used in this report, please see the glossary on our website.



Overview - Chinese Community

7,385

Chinese residents in Sheffield

1.3%

Proportion of residents who are Chinese

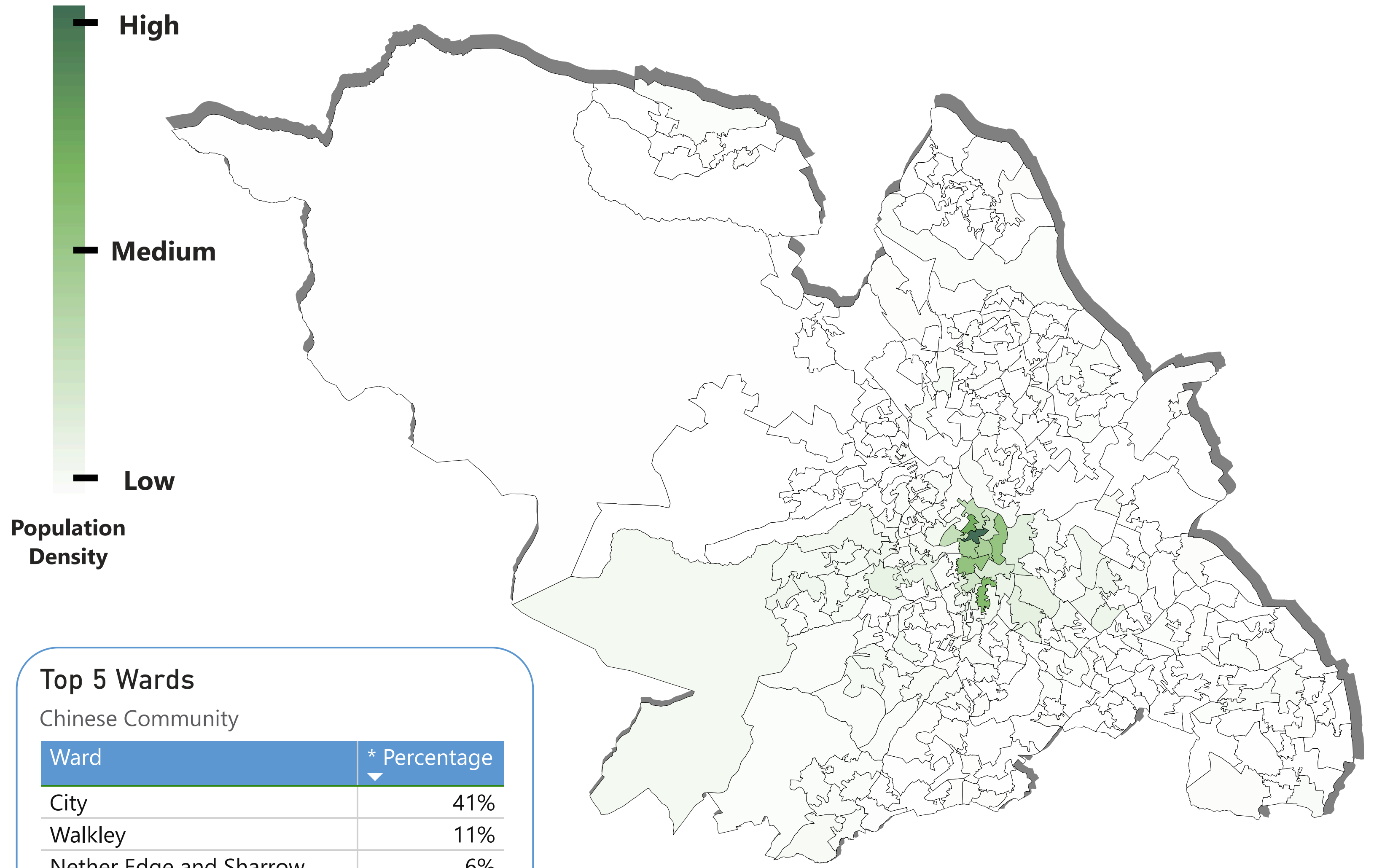
2,125

Chinese households in Sheffield

2.20

Average Chinese household size in Sheffield

Where does the Chinese Community live?



Top 5 Wards
Chinese Community

Ward	* Percentage
City	41%
Walkley	11%
Nether Edge and Sharrow	6%
Manor Castle	5%
Fulwood	4%

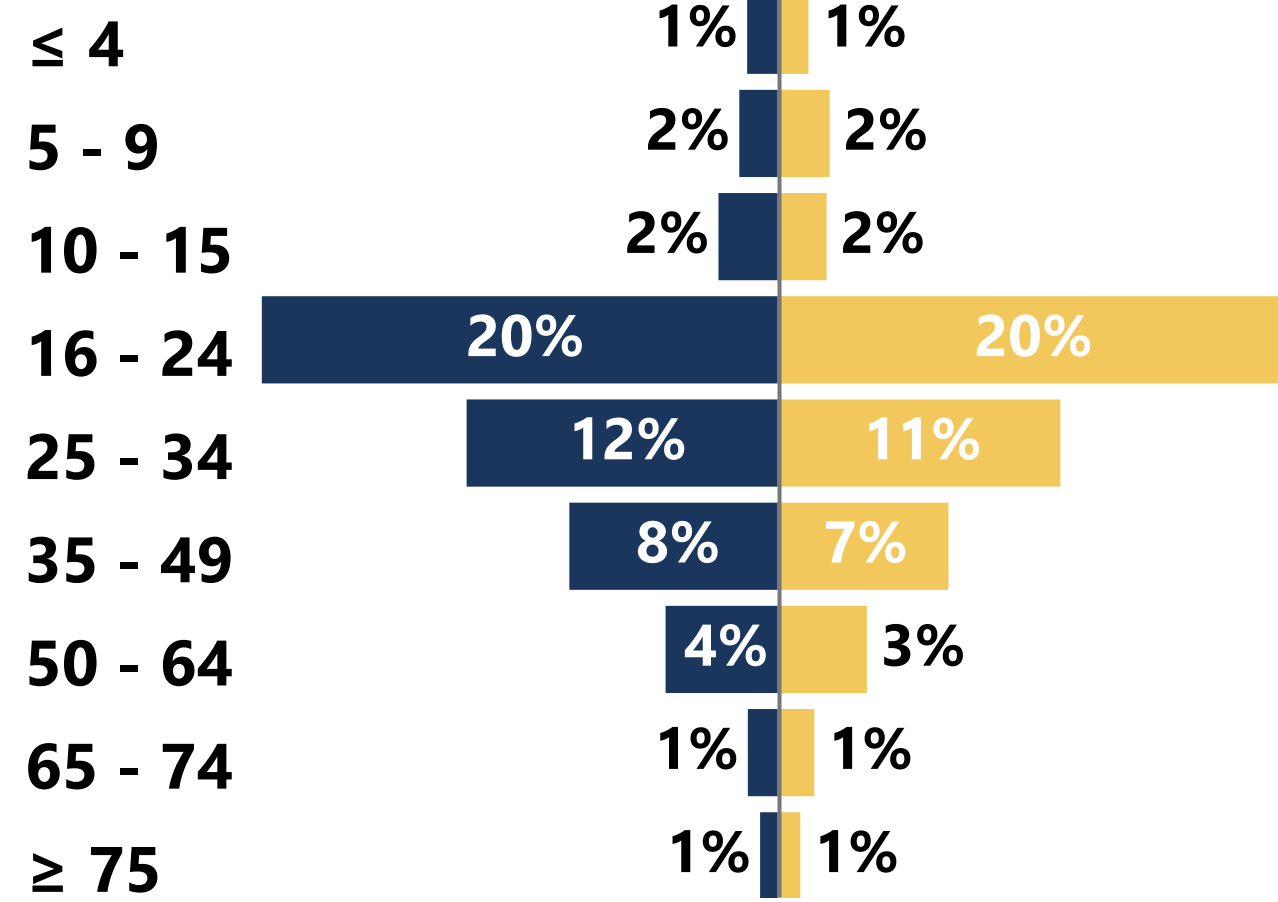
***Percentage of Community Population**

Demographics - Chinese Community

7,385

Chinese residents in Sheffield

Age

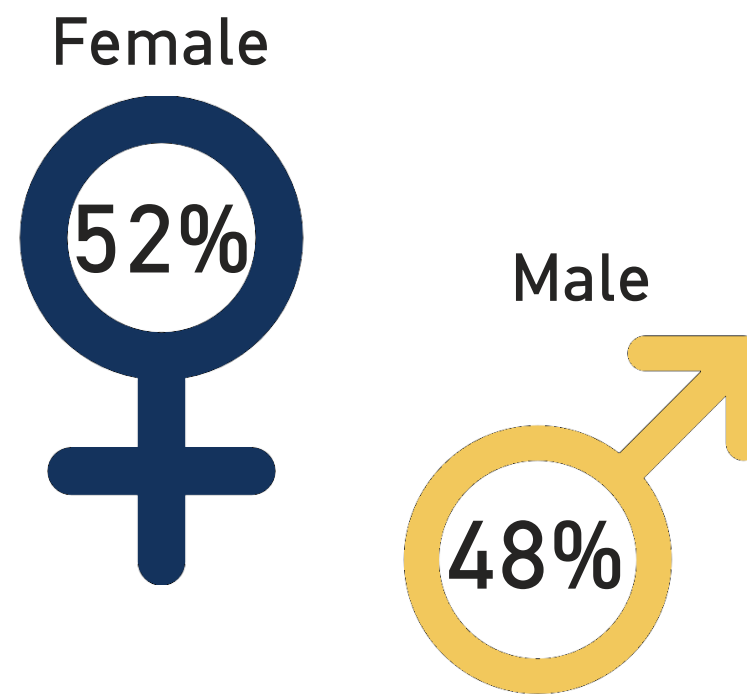


1.3%

Proportion of residents who are Chinese

Population Split

● Female
● Male



2,125

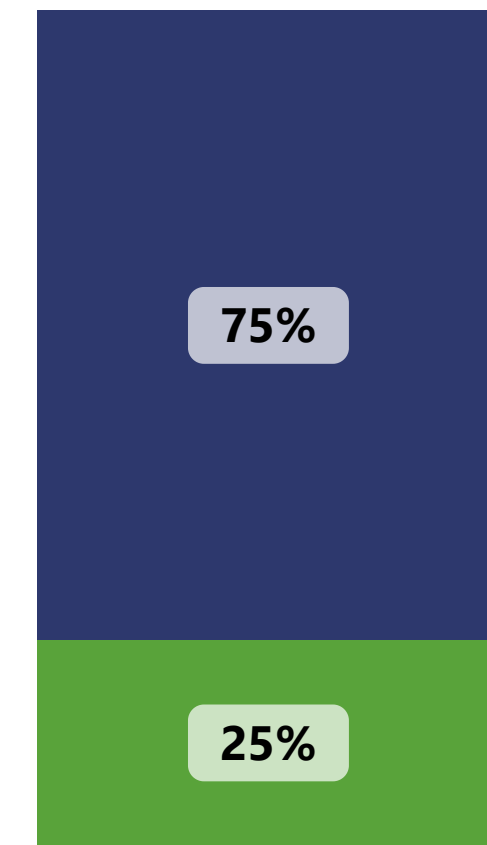
Chinese households in Sheffield

2.20

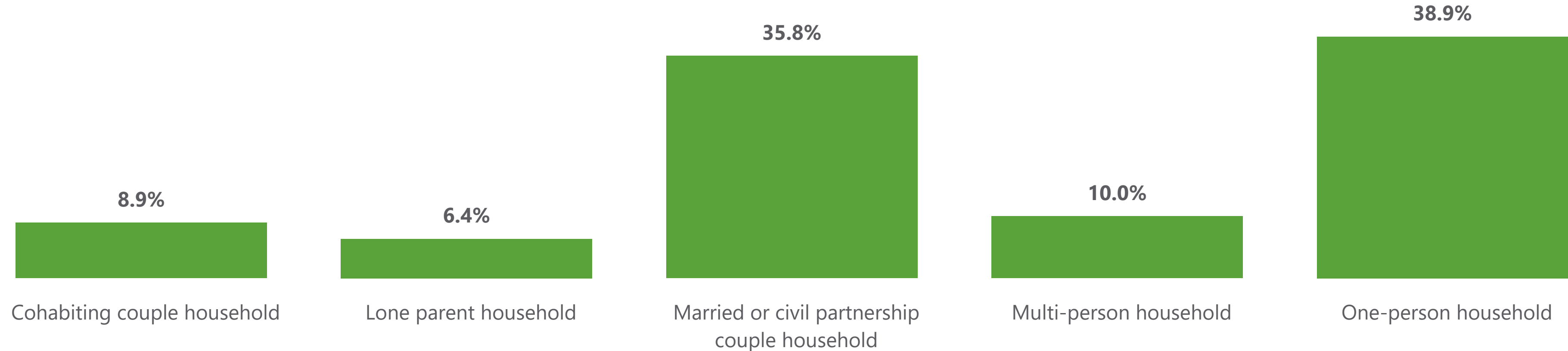
Average Chinese household size in Sheffield

Dependent Children

● Household with dependent children ● No dependent children in household



Household Type





Labour Market - Chinese Community

Economic Activity

Chinese residents in Sheffield

2,170

Economically Active

33%

Rate - Economically Active

All Sheffield residents

260,074

Economically Active

57%

Rate - Economically Active

Female

Economically Active

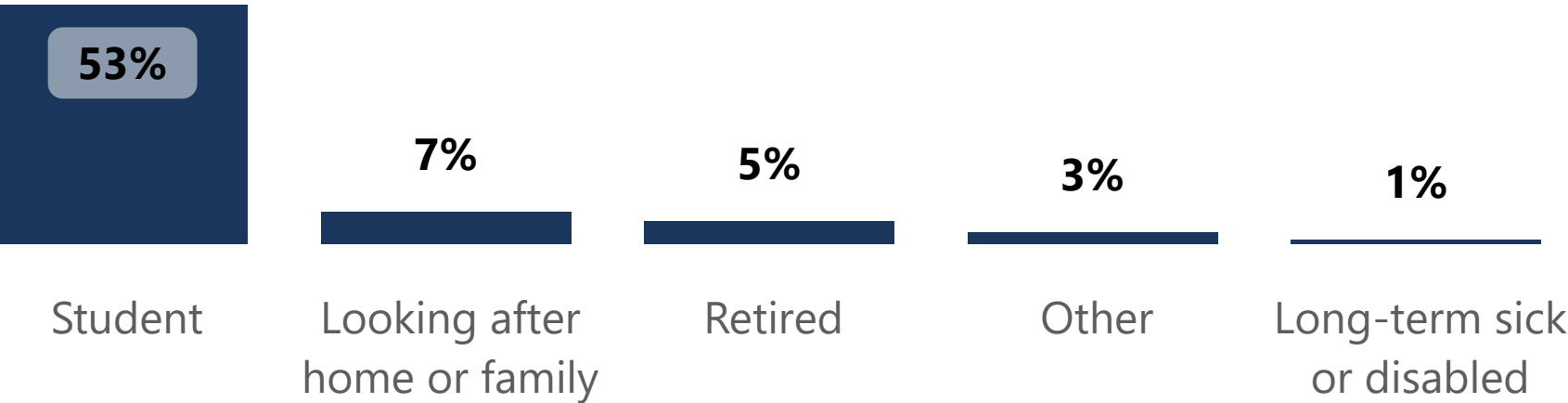
32%



Economically Inactive

68%

Reason for Economic Inactivity



Male

Economically Active

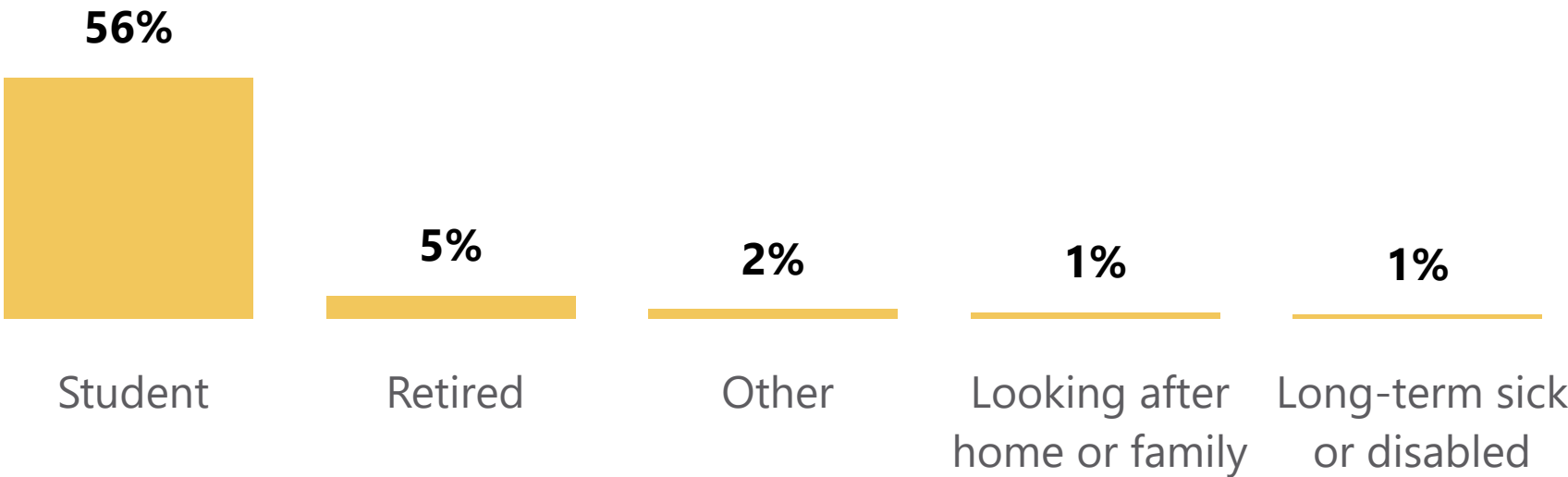
34%



Economically Inactive

66%

Reason for Economic Inactivity



All Sheffield Females

124,105

Economically Active

53%

Rate - Economically Active

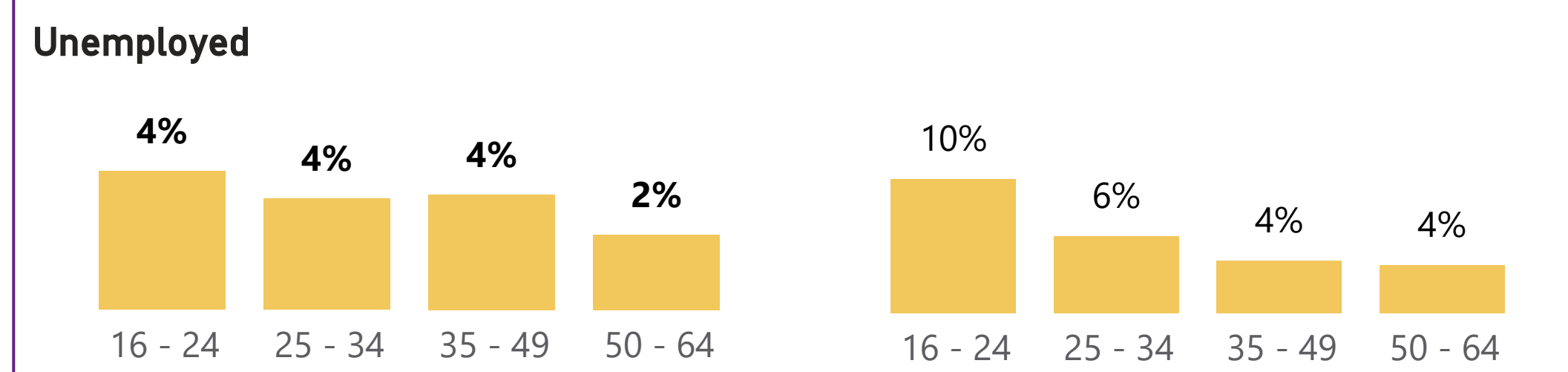
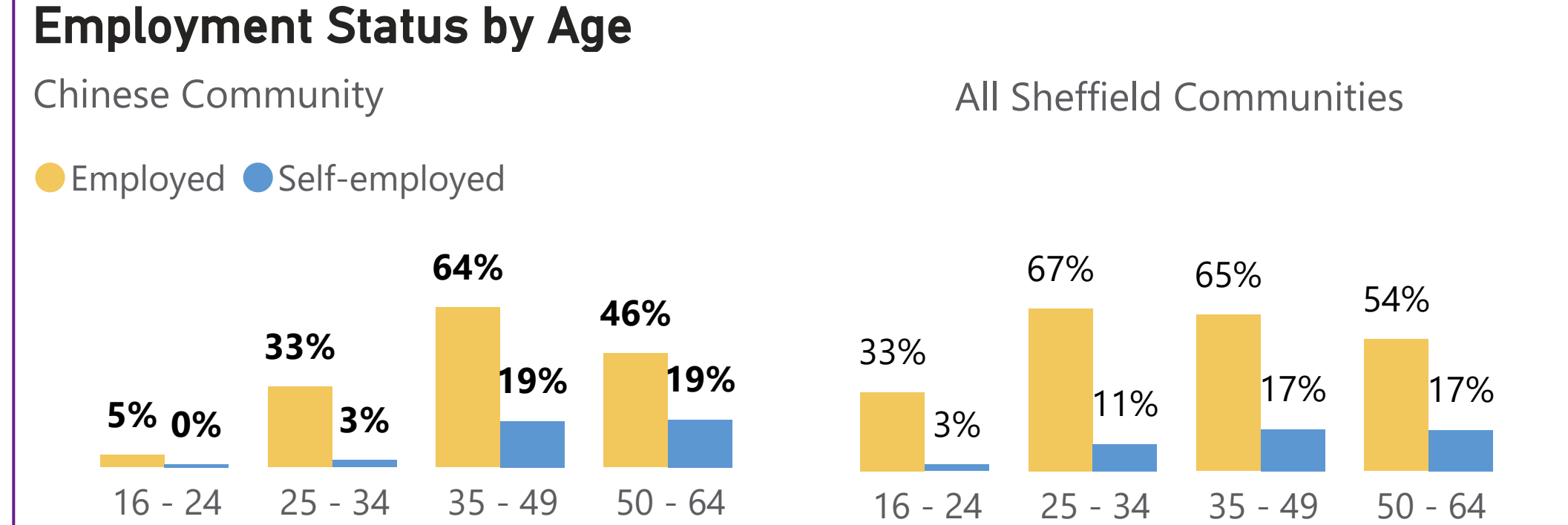
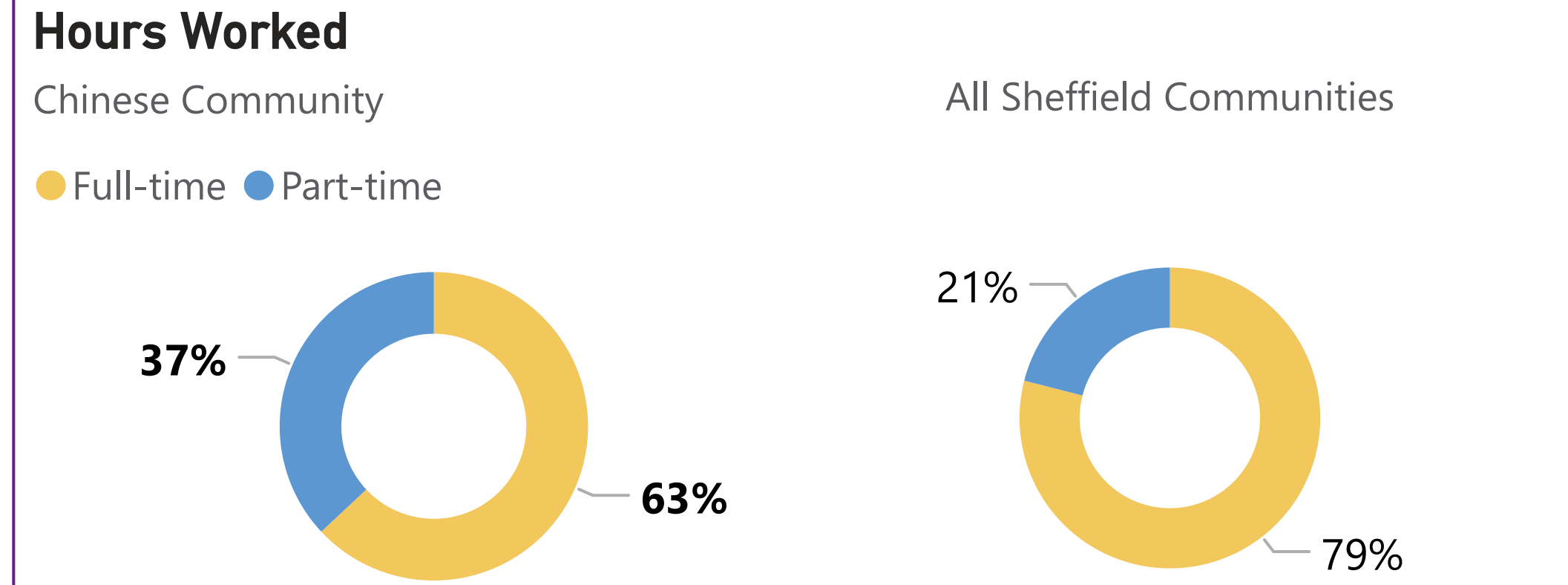
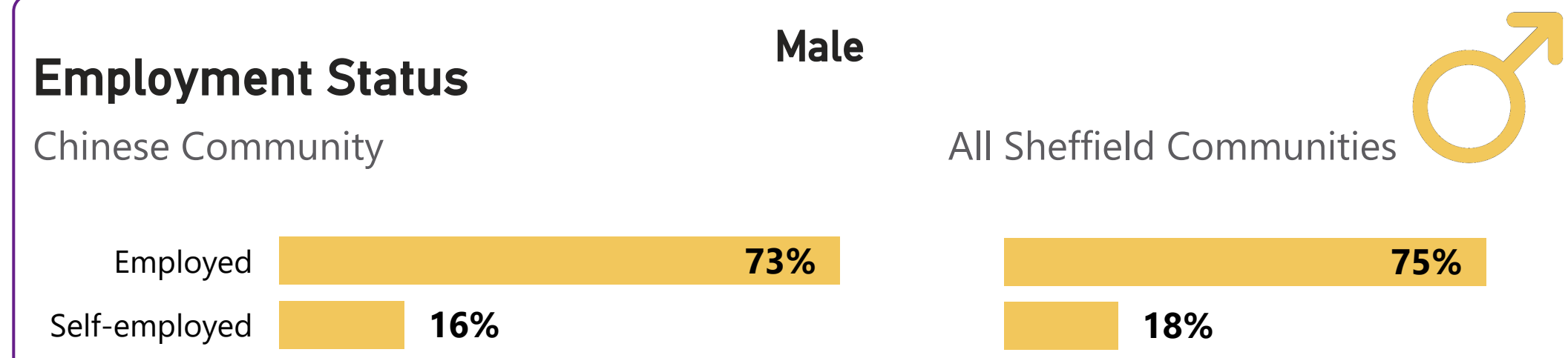
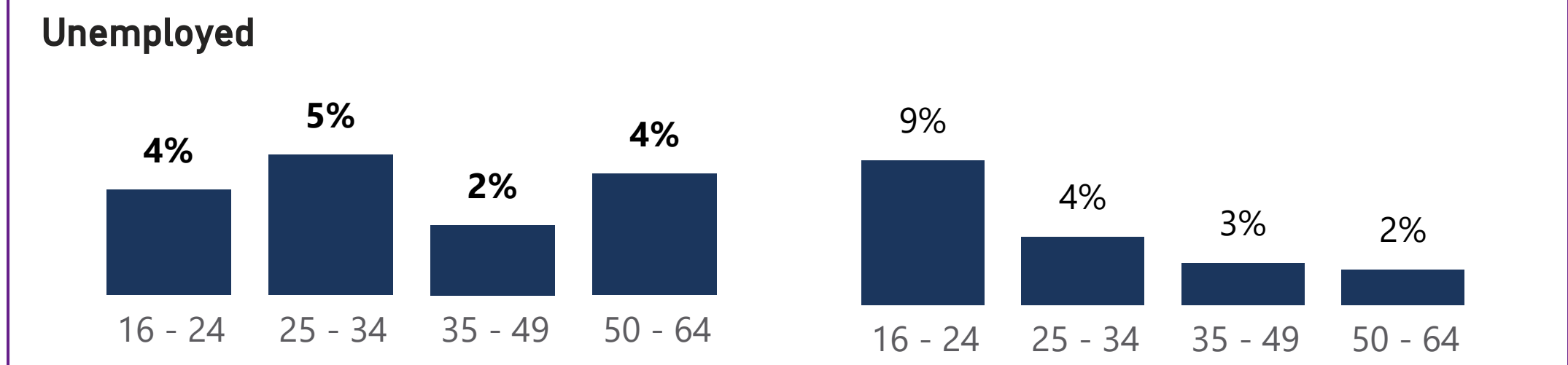
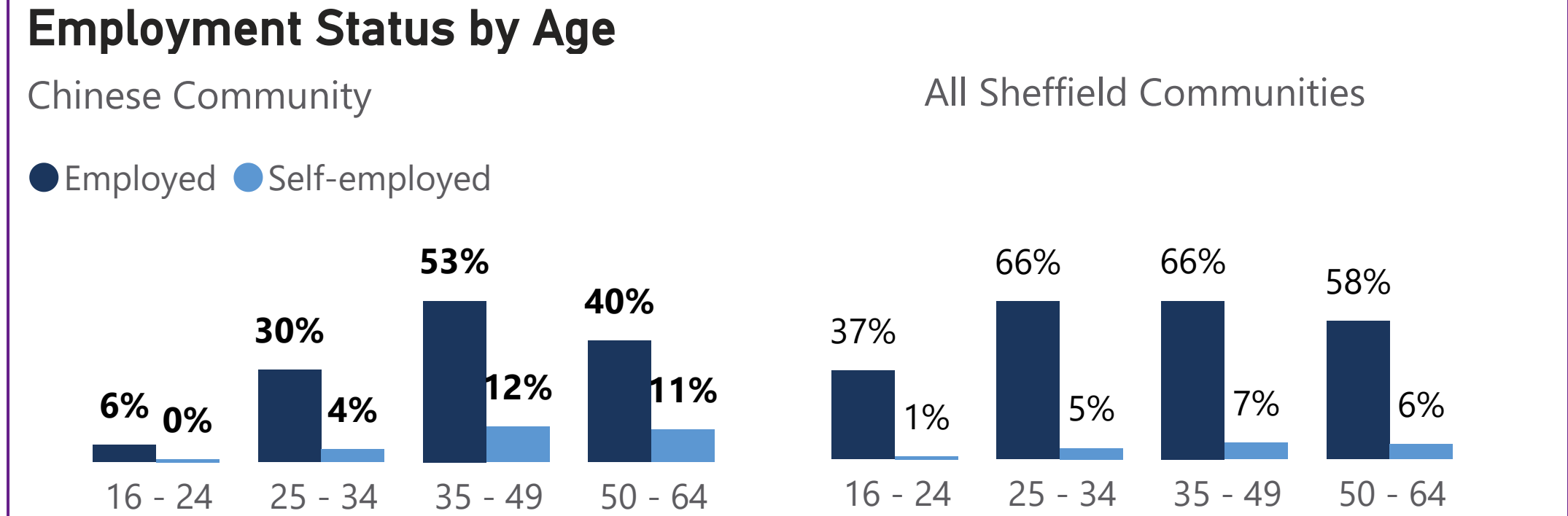
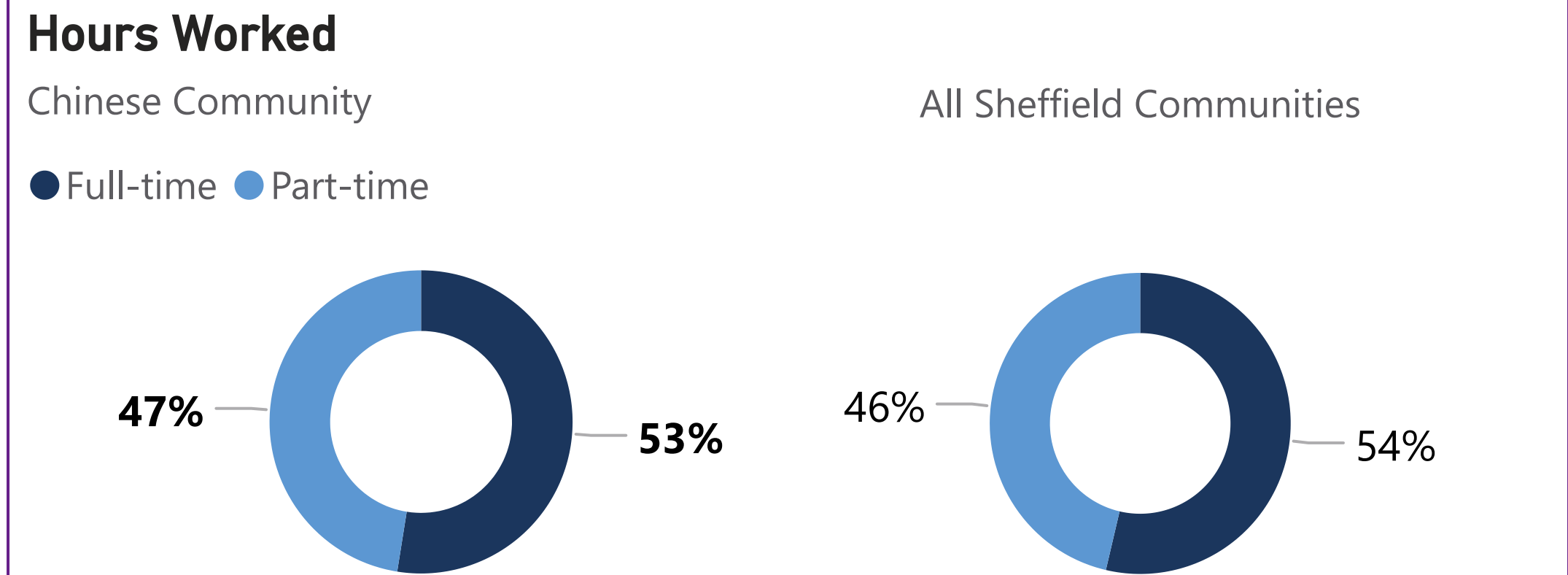
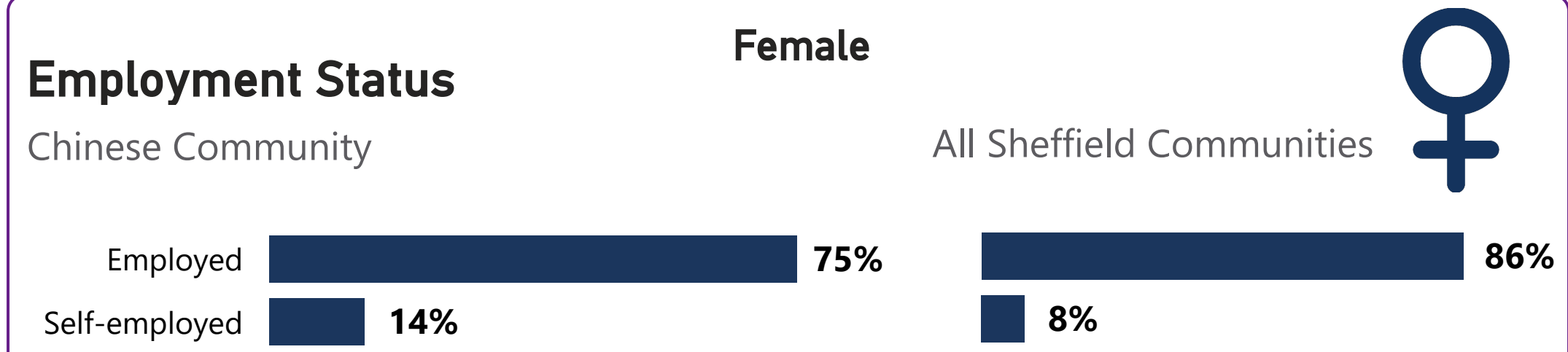
All Sheffield Males

135,969

Economically Active

61%

Rate - Economically Active



Female




Employment in Industries in Sheffield

Chinese Community

Industry Name	Community	All Sheffield Communities	Difference
Accommodation and food service activities	21.9%	5.2%	16.7%
Administrative and support service activities	3.0%	4.2%	-1.2%
Agriculture, forestry and fishing	0.1%	0.1%	-0.0%
Construction	0.5%	1.7%	-1.2%
Education	18.6%	17.2%	1.4%
Electricity, gas, steam and air conditioning supply	0.1%	0.1%	-0.0%
Financial and insurance activities	2.0%	2.8%	-0.8%
Human health and social work activities	15.7%	29.6%	-13.8%
Information and communication	4.0%	2.3%	1.8%
Manufacturing	3.6%	3.4%	0.2%
Mining and quarrying	0.0%	0.0%	-0.0%
Other	3.6%	4.8%	-1.2%
Professional, scientific and technical activities	7.6%	5.4%	2.2%
Public administration and defence	3.0%	6.1%	-3.1%
Real estate activities	1.4%	1.2%	0.2%
Transport and storage	1.5%	1.8%	-0.2%
Water supply	0.1%	0.2%	-0.1%
Wholesale and retail trade	13.2%	13.9%	-0.7%

Male



Industries in Sheffield

Chinese Community

Industry Name	Community	All Sheffield Communities	Difference
Accommodation and food service activities	25.1%	4.8%	20.3%
Administrative and support service activities	1.8%	4.7%	-2.9%
Agriculture, forestry and fishing	0.4%	0.3%	0.2%
Construction	3.3%	13.4%	-10.1%
Education	17.9%	8.3%	9.5%
Electricity, gas, steam and air conditioning supply	0.3%	0.6%	-0.3%
Financial and insurance activities	3.9%	2.8%	1.1%
Human health and social work activities	9.6%	9.2%	0.5%
Information and communication	6.0%	5.8%	0.3%
Manufacturing	4.9%	10.6%	-5.8%
Mining and quarrying	0.0%	0.1%	-0.1%
Other	2.1%	3.5%	-1.4%
Professional, scientific and technical activities	7.1%	5.5%	1.6%
Public administration and defence	1.2%	5.5%	-4.4%
Real estate activities	1.0%	1.0%	-0.1%
Transport and storage	4.0%	7.4%	-3.4%
Water supply	0.4%	0.9%	-0.5%
Wholesale and retail trade	11.0%	15.5%	-4.5%

To sort the tables in alphabetical or numerical order, simply (left) click on the column title (e.g. "Industry Name" or "Difference").

Language, Nationality, and Religion - Chinese Community

Main Language

Chinese Community

Language	Rate
Mandarin, Cantonese and other Chinese languages	65.20%
English	33.66%
Any other East Asian languages	0.71%
Turkish	0.18%
Arabic	0.14%
Bengali	0.11%

Religion

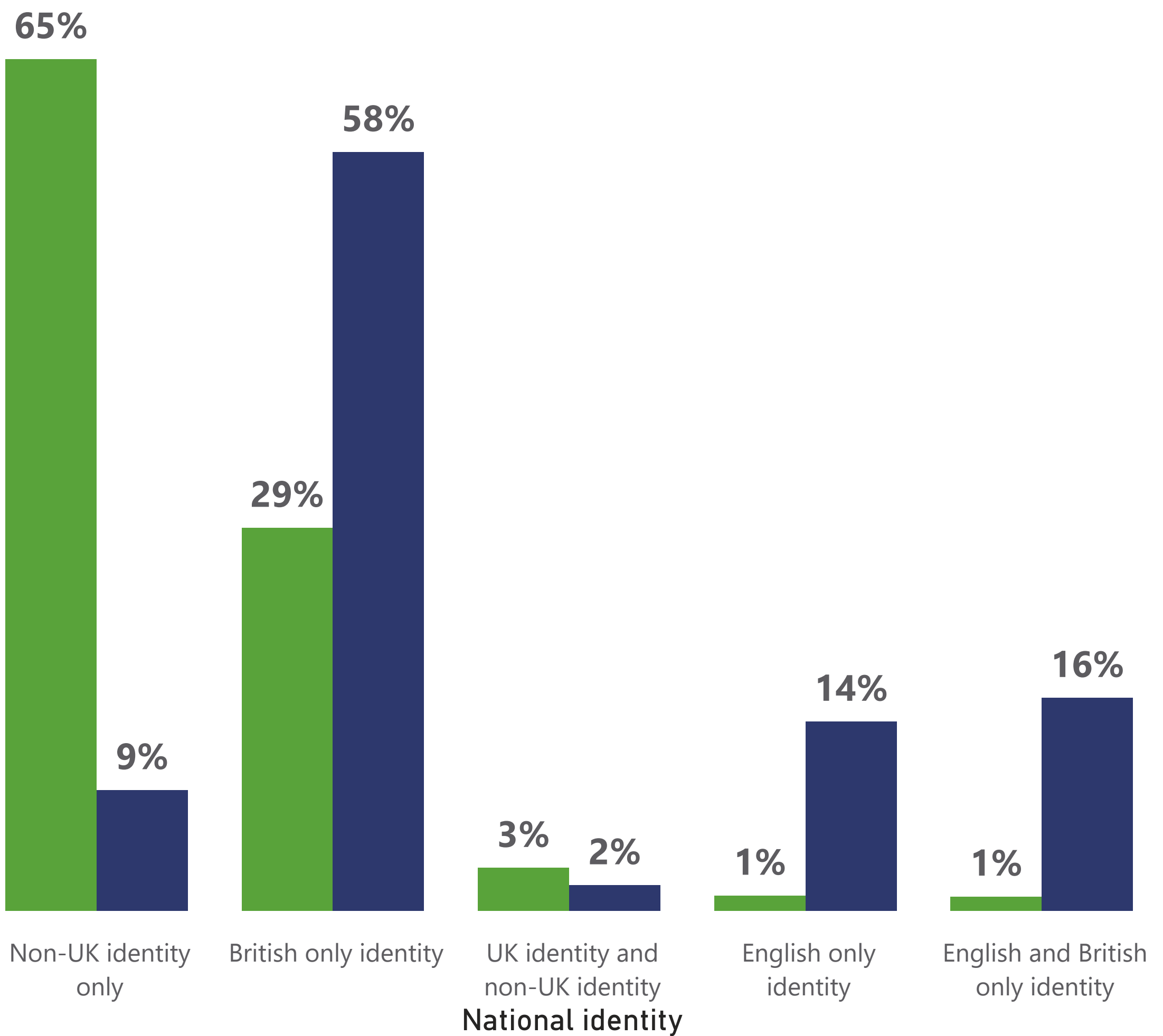
Chinese Community

Religion	Rate
No religion	74.57%
Christian	10.09%
Not answered	8.33%
Buddhist	6.28%
Other religion	0.41%
Muslim	0.24%
Jewish	0.05%
Hindu	0.03%
Sikh	0.00%

National Identity

Chinese Community

● Community ● Sheffield

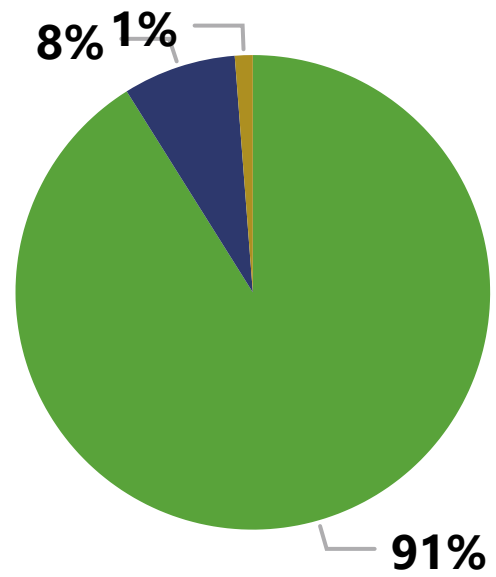




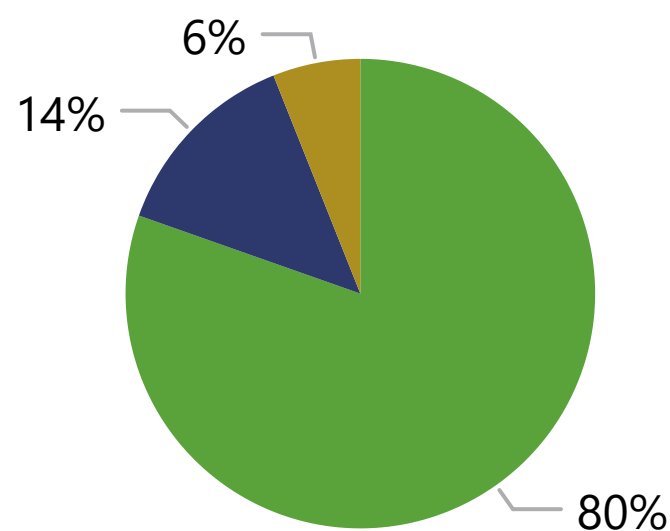
Health and Wellbeing - Chinese Community

General Health

Chinese Community



All Sheffield Communities

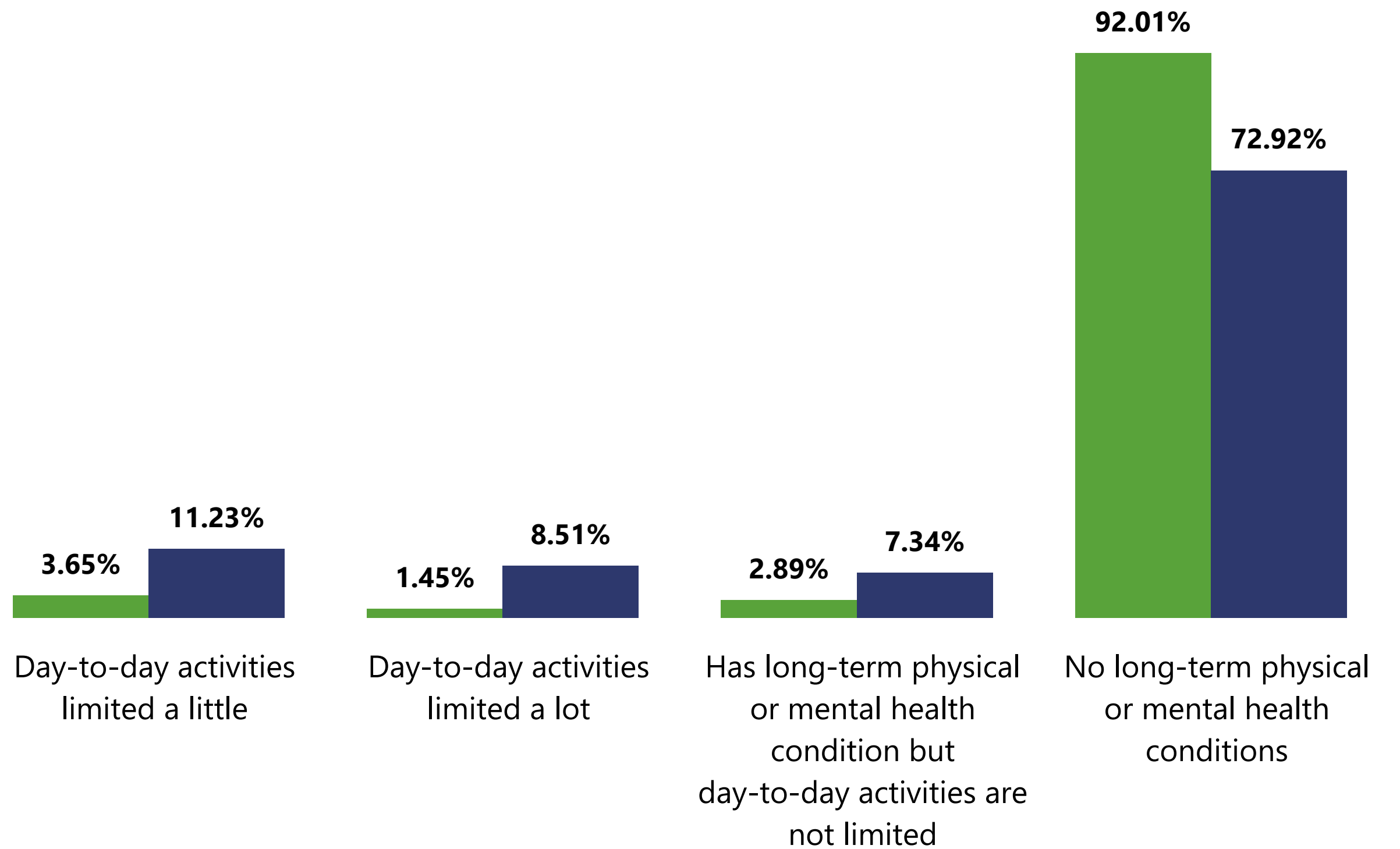


● Very good or good health ● Fair health ● Bad or very bad health

Disability


Chinese Community

● Community ● Sheffield




Provision of Unpaid Care

Chinese Community



All Sheffield Communities





Education - Chinese Community

School Students

Chinese Community

76,605

All Students in Sheffield

630

Chinese Students in Sheffield

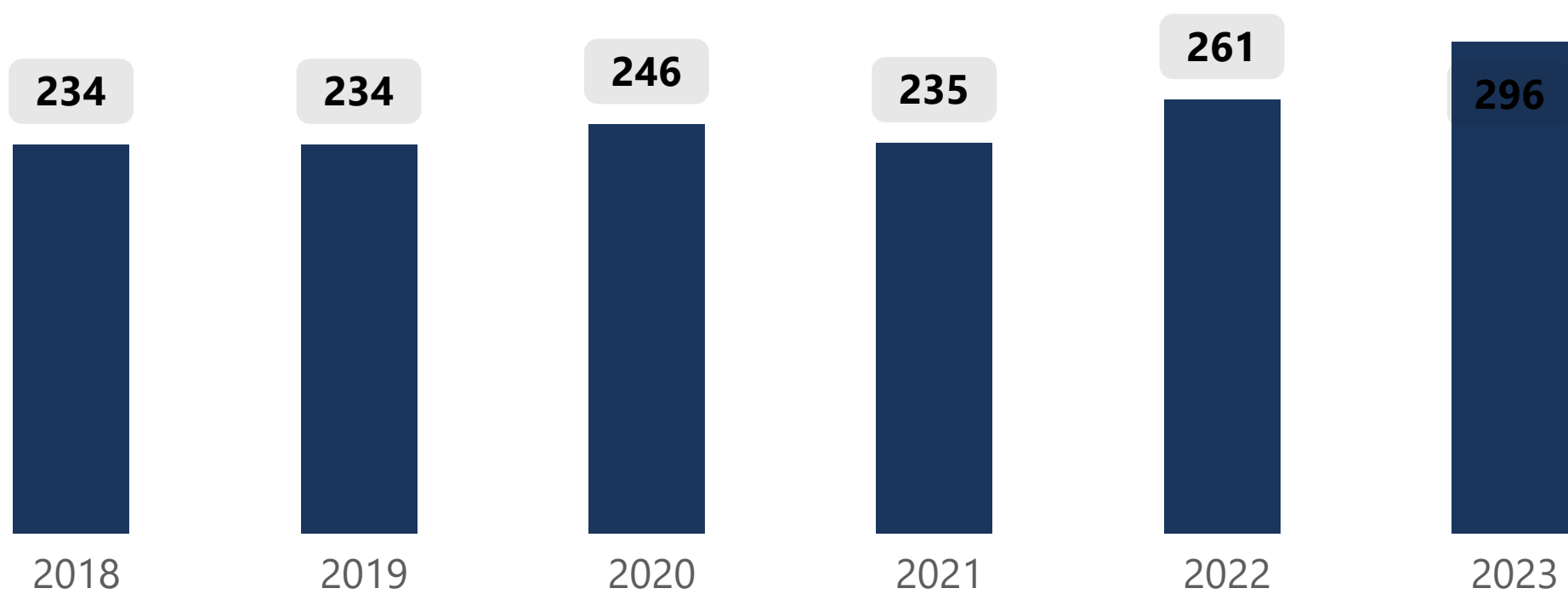
0.8%

Percentage of Students who are Chinese

School Students

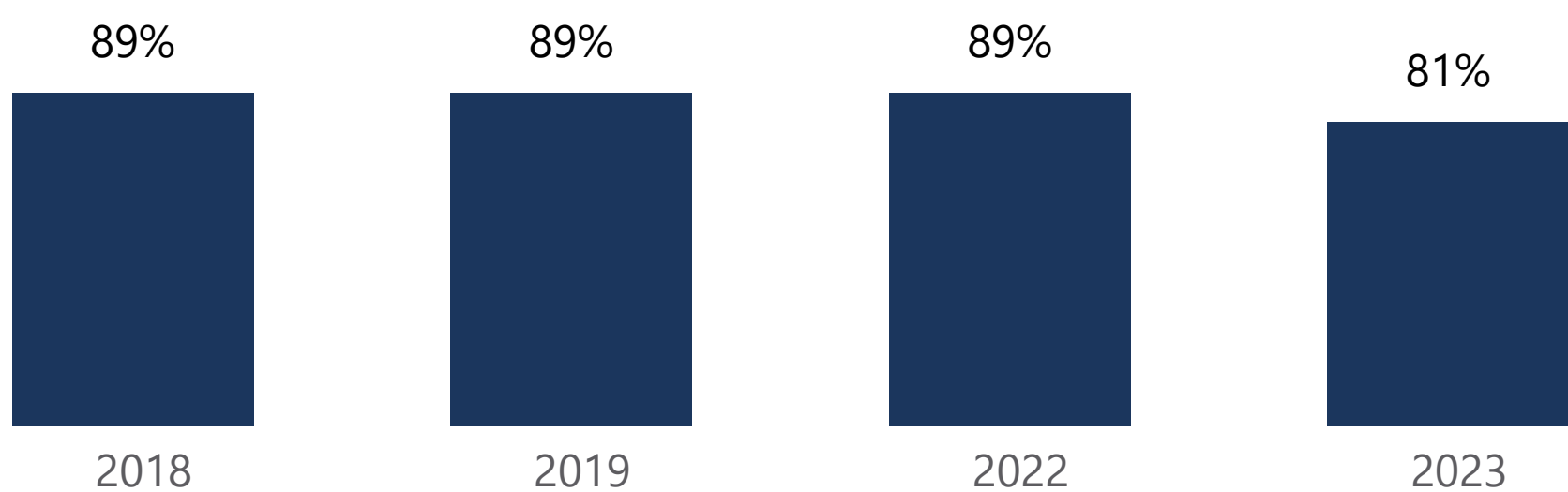
Chinese Community

Female



Attainment - English and Maths 9-5 (Key Stage 4)

Chinese Community



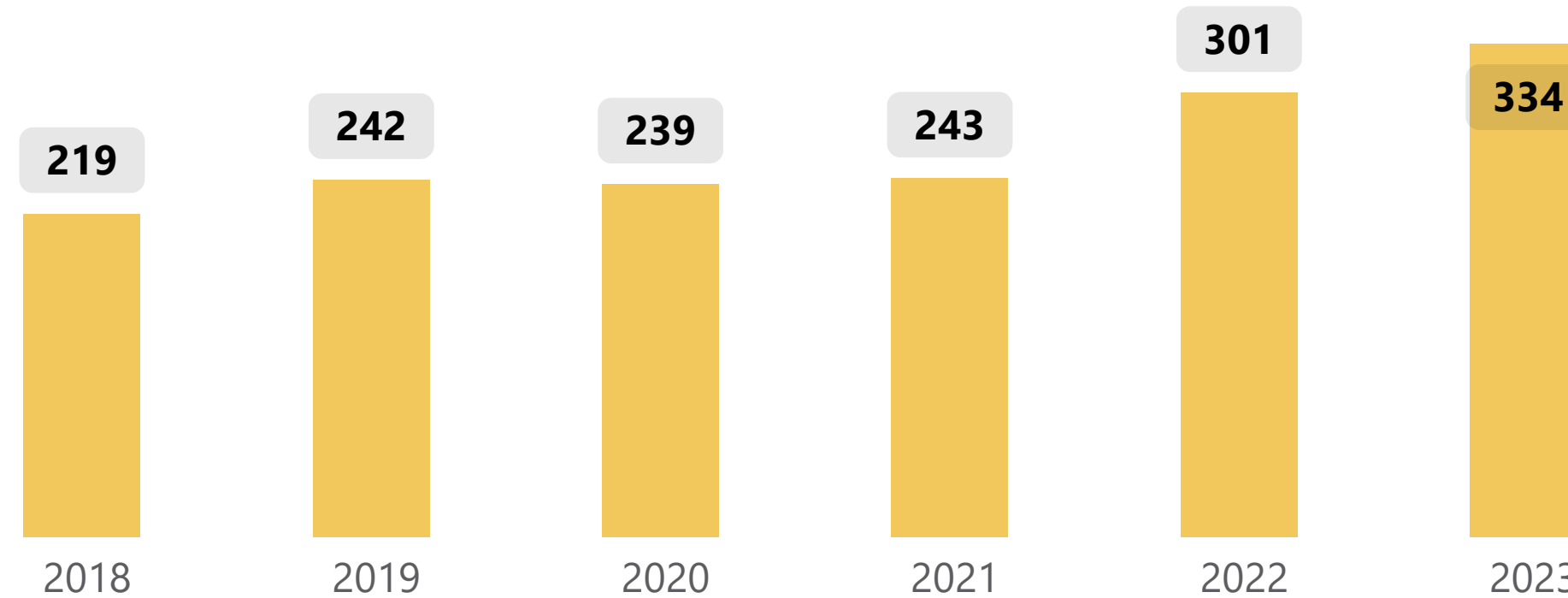
*Attainment Data is not available for **2020 and 2021** due to COVID-19's impact on assessments.



School Students

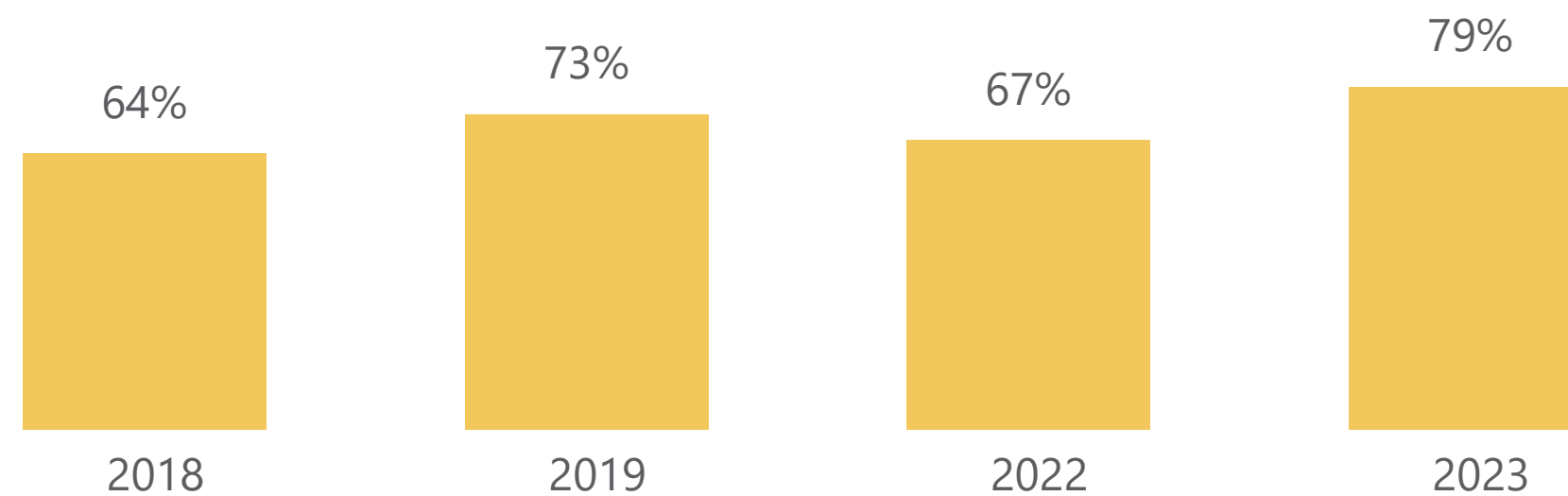
Chinese Community

Male




Attainment - English and Maths 9-5 (Key Stage 4)

Chinese Community



*Attainment Data is not available for **2020 and 2021** due to COVID-19's impact on assessments.



Female




Qualification Attainment

Chinese Community

Qualification Level	Level Details	Community	Sheffield
+ Level 1 and entry level qualifications	1 to 4 GCSEs grade A* to C	3.49%	9.52%
+ Level 2 qualifications	5 or more GCSEs (A* to C or 9 to 4)	4.20%	12.61%
+ Level 3 qualifications	2 or more A levels or VCEs	9.20%	17.60%
+ Level 4 qualifications or above	degree (BA	60.83%	33.97%
+ No qualifications		15.40%	21.01%
+ Other	apprenticeships	6.89%	5.28%

Male



Qualification Attainment

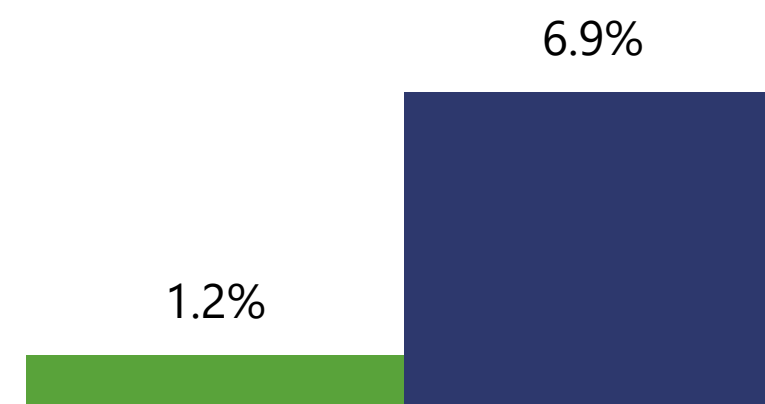
Chinese Community

Qualification Level	Details	Community	Sheffield
+ Level 1 and entry level qualifications	1 to 4 GCSEs grade A* to C	3.73%	8.63%
+ Level 2 qualifications	5 or more GCSEs (A* to C or 9 to 4)	3.85%	10.84%
+ Level 3 qualifications	2 or more A levels or VCEs	12.57%	19.58%
+ Level 4 qualifications or above	degree (BA	56.08%	32.71%
+ No qualifications		16.67%	17.67%
+ Other	apprenticeships	7.10%	10.57%

NEET 16-17 year olds (Not in Employment, Education, or Training)

Chinese Community

● Community ● Sheffield

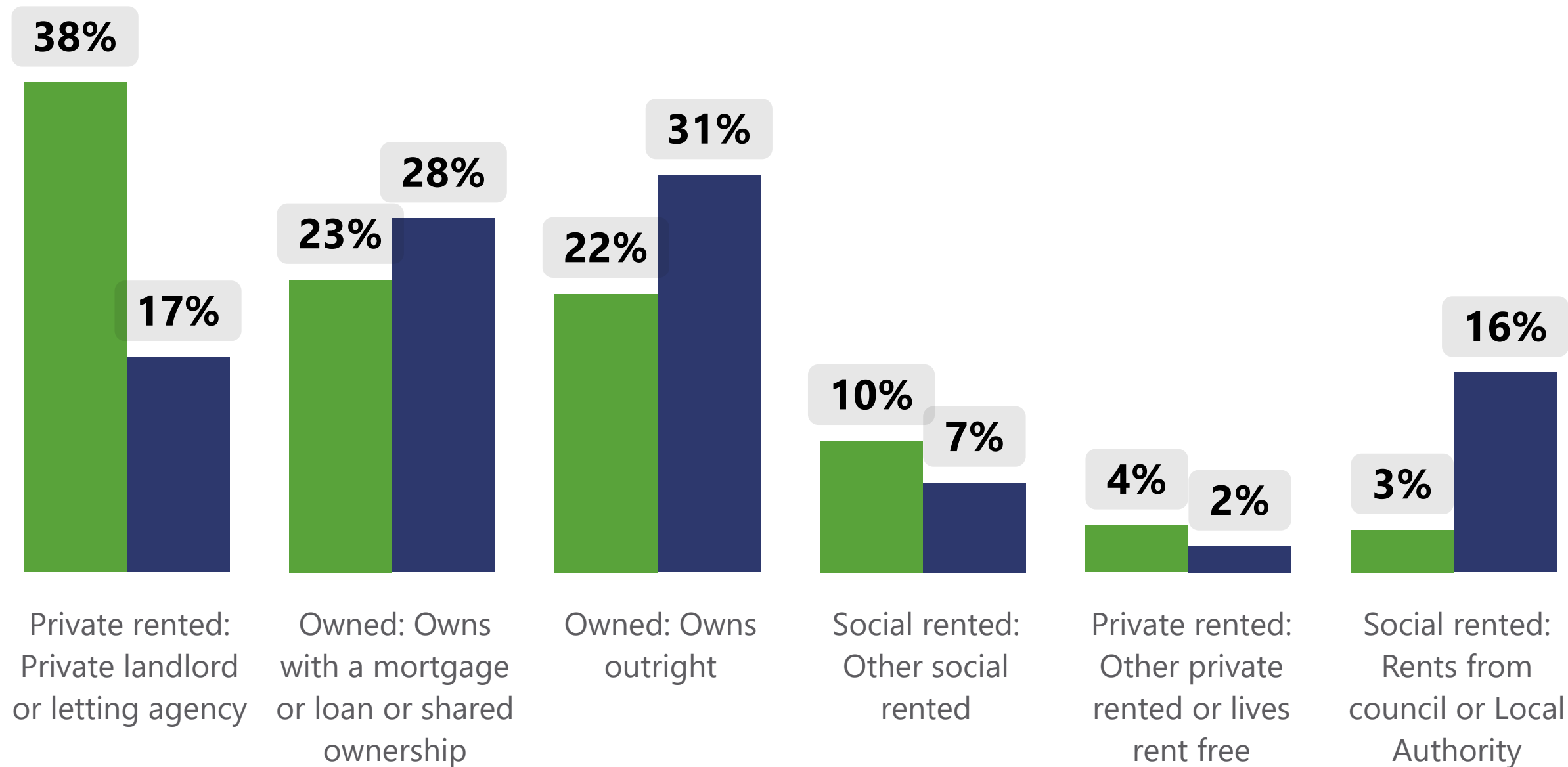


Housing - Chinese Community

Household Tenure

Chinese Community

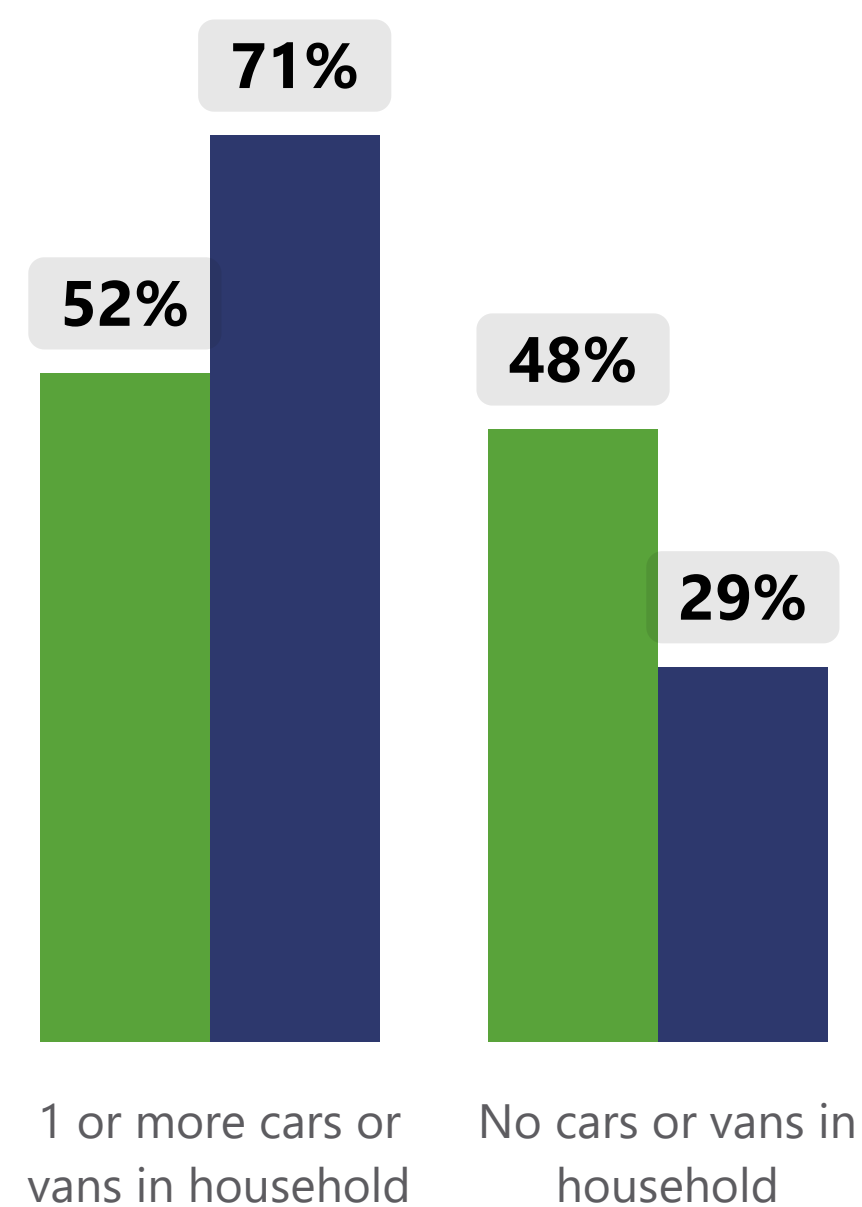
● Community ● Sheffield



Car or Van Availability

Chinese Community

● Community ● Sheffield



Household Occupancy Rating for Bedrooms

Rating	Community	Sheffield
-2 or less	1%	1%
-1	3%	3%
0	37%	28%
+1	32%	33%
+2 or more	28%	36%

Whether a household's accommodation is overcrowded, ideally occupied, or under-occupied. This is calculated by comparing the number of bedrooms the household requires to the number of available bedrooms.

- * -1 or less implies that a household's accommodation has fewer bedrooms than required (overcrowded)
- * +1 or more implies that a household's accommodation has more bedrooms than required (under-occupied)
- * 0 suggests that a household's accommodation has an ideal number of bedrooms.

To find out more details refer to the Info icon (bottom left of this page) and see the Occupancy Rating for Bedrooms variable.



Deprivation - Chinese Community

Chinese Community

All Households Deprived Households

2,124 **915**

- Deprived In One Dimension **78.6%**
- Deprived In Two Dimensions **18.0%**
- Deprived In Three Dimensions **3.1%**
- Deprived In Four Dimensions **0.3%**

Sheffield

All Households Deprived Households

231,946 **126,709**

- Deprived In One Dimension **62.2%**
- Deprived In Two Dimensions **28.9%**
- Deprived In Three Dimensions **8.3%**
- Deprived In Four Dimensions **0.5%**

Household Deprivation Dimensions

Chinese Community

Sheffield

16.8% **7.5%**

Housing

A household is classified as deprived in the housing dimension if the household's accommodation is either overcrowded, in a shared dwelling, or has no central heating.

Chinese Community

Sheffield

5.6% **12.9%**

Employment

A household is classified as deprived in the employment dimension if any member, not a full-time student, is either unemployed or economically inactive due to long-term sickness or disability.

Chinese Community

Sheffield

19.0% **23.5%**

Education

A household is classified as deprived in the education dimension if no one has at least a level 2 education and no one aged 16 to 18 years is a full-time student.

Chinese Community

Sheffield

12.6% **36.5%**

Health & Disability

A household is classified as deprived in the health dimension if any person in the household has general health that is bad or very bad or is identified as disabled.

People who have assessed their day-to-day activities as limited by long-term physical or mental health conditions or illnesses are considered disabled. This definition of a disabled person meets the harmonised standard for measuring disability and is in line with the Equality Act (2010).