

Introduction

This report explores the rich ethnic diversity of the city, highlighting not just the unique cultures and backgrounds that make up Sheffield but also the real challenges faced by its residents.

Through data on education, employment, health, household deprivation, and more, this report aims to presents aspects of the life of different communities in our city.

How to use

Select an ethnic group from the dropdown filter in the top-left of this page, then select a section from the table of contents or use the navigation bar at the bottom of this page.

More Information

For more information about variables used in this report, please see the glossary on our website.



Overview - Caribbean Community

4,625

Caribbean residents in Sheffield

0.8%

Proportion of residents who are Caribbean

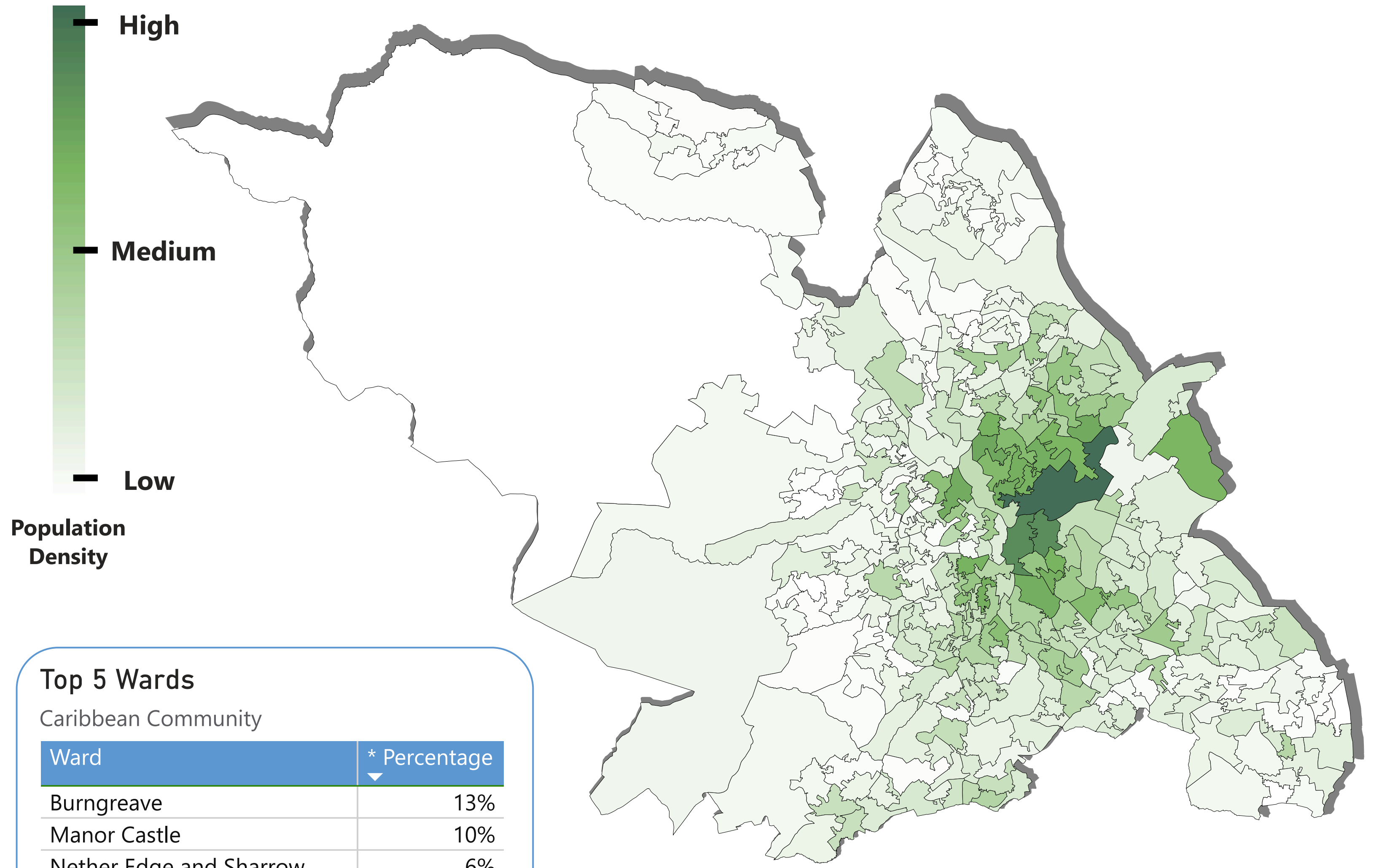
2,738

Caribbean households in Sheffield

2.00

Average Caribbean household size in Sheffield

Where does the Caribbean Community live?



Top 5 Wards
Caribbean Community

Ward	* Percentage
Burngreave	13%
Manor Castle	10%
Nether Edge and Sharrow	6%
Shiregreen and Brightside	6%
Gleadless Valley	6%

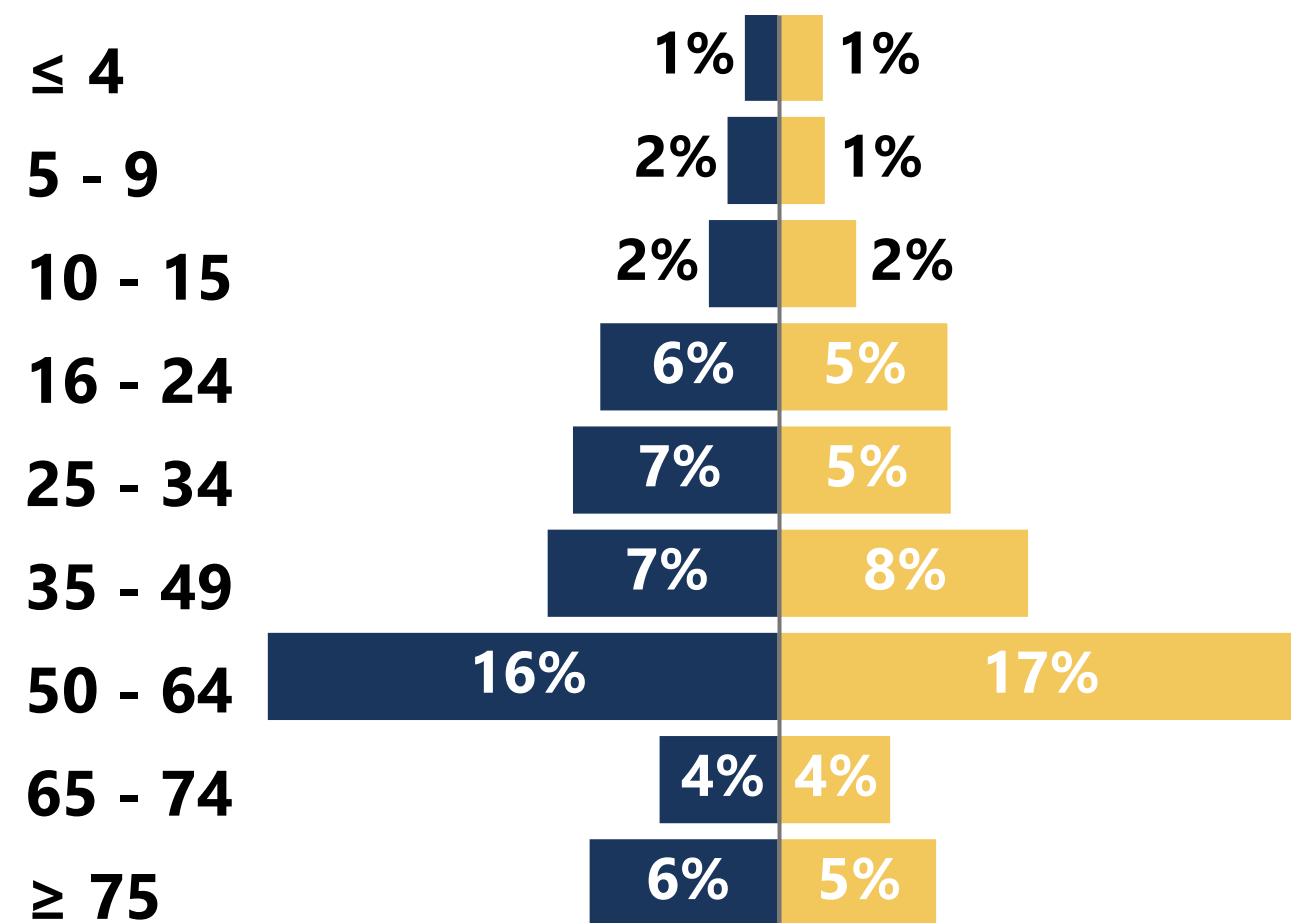
***Percentage of Community Population**

Demographics - Caribbean Community

4,625

Caribbean residents in Sheffield

Age

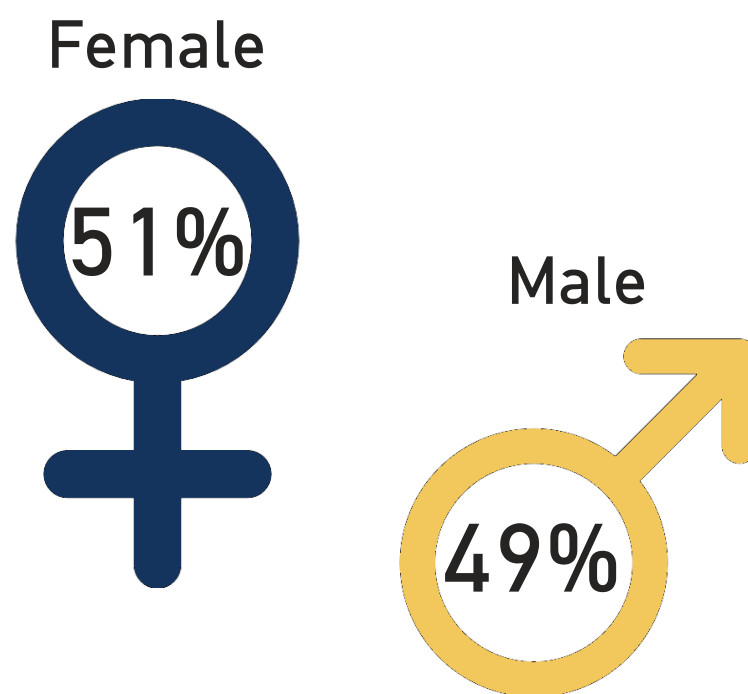


0.8%

Proportion of residents who are Caribbean

Population Split

● Female
● Male



2,738

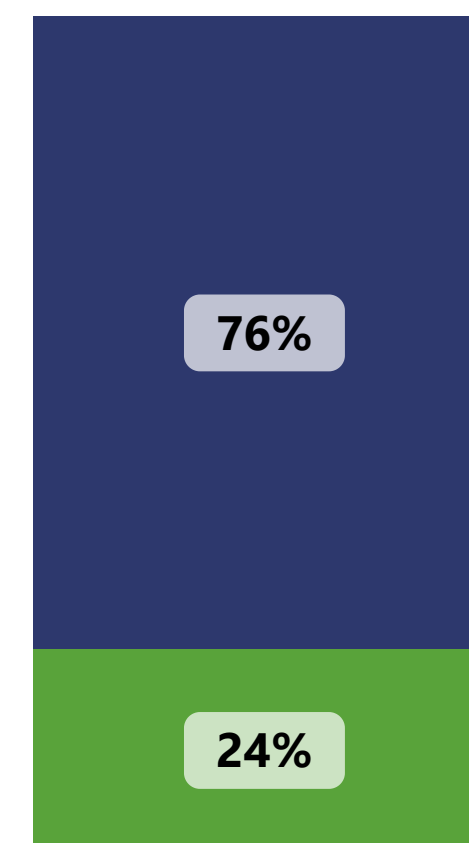
Caribbean households in Sheffield

2.00

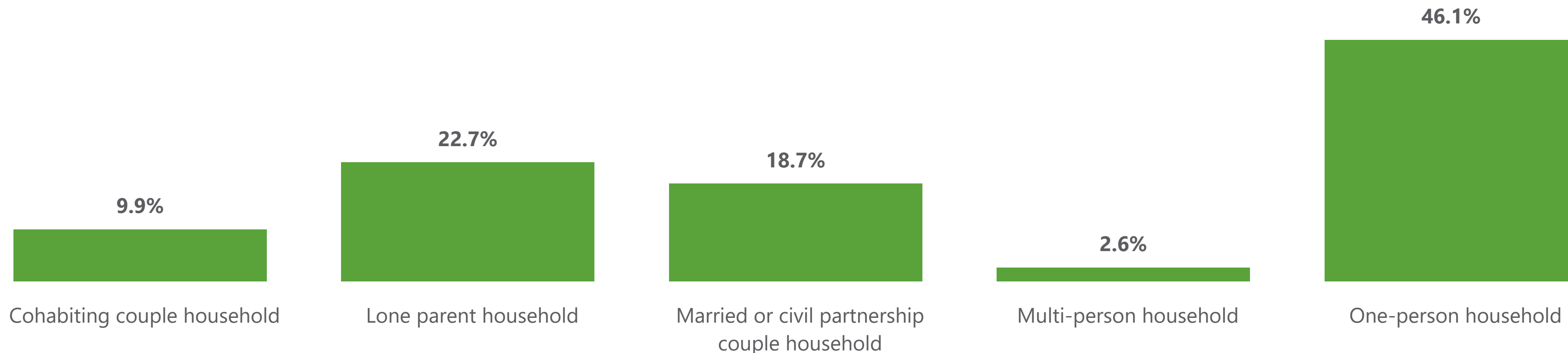
Average Caribbean household size in Sheffield

Dependent Children

● Household with dependent children ● No dependent children in household



Household Type





Labour Market - Caribbean Community

Economic Activity

Caribbean residents in Sheffield

2,473

Economically Active

59%

Rate - Economically Active

All Sheffield residents

260,074

Economically Active

57%

Rate - Economically Active


Economically Active

Female

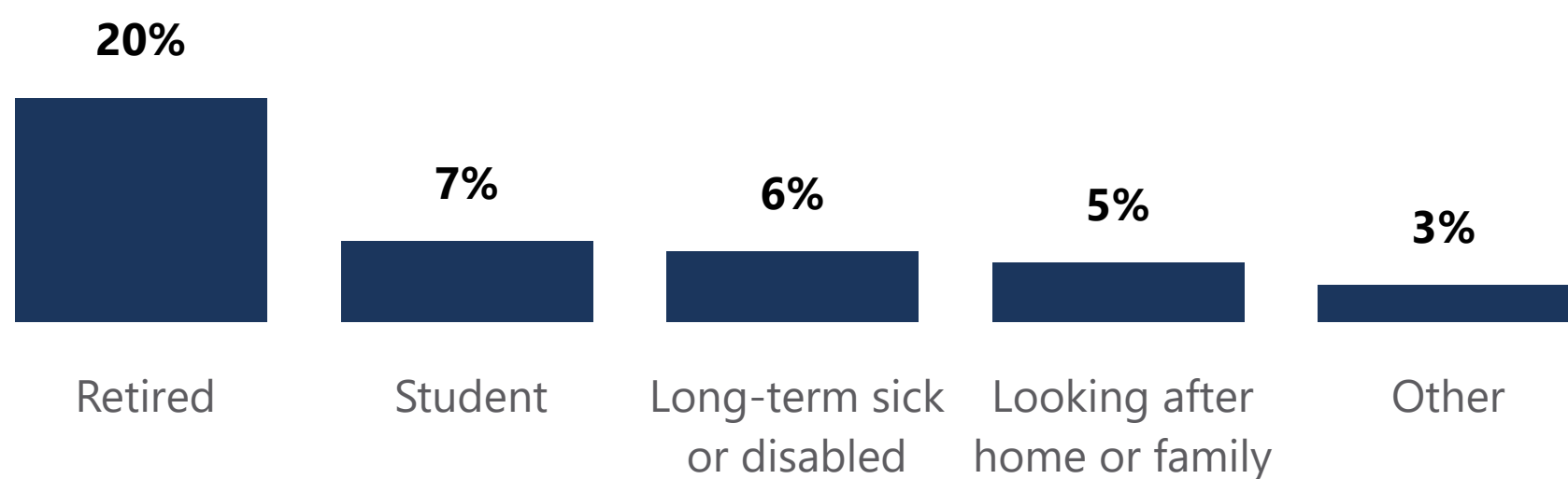
Economically Inactive

57%

43%



Reason for Economic Inactivity



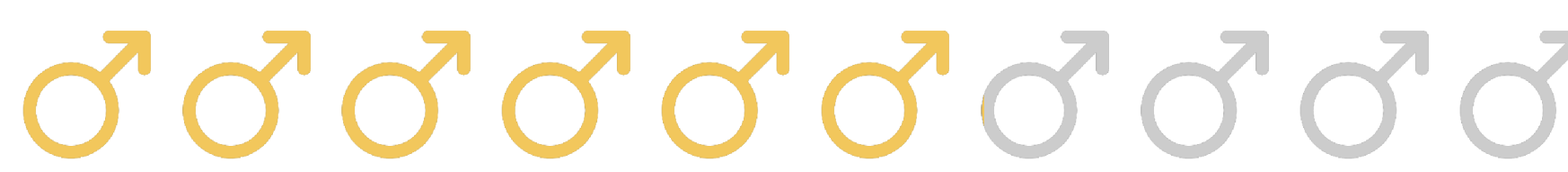
Economically Active

Male

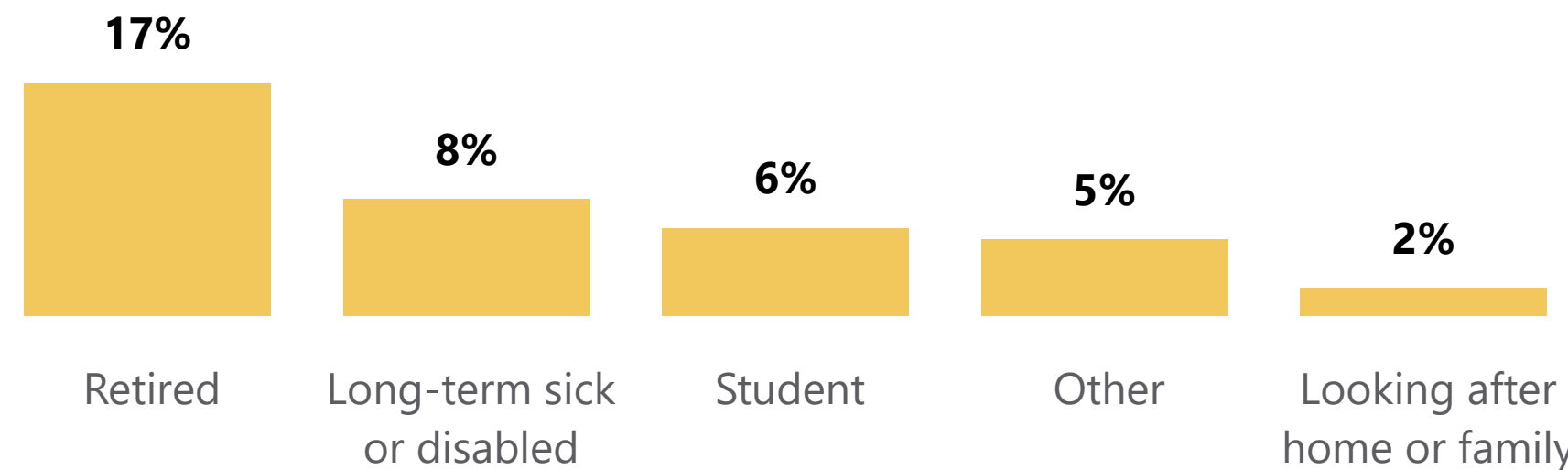
Economically Inactive

61%

39%



Reason for Economic Inactivity



All Sheffield Females

124,105

Economically Active

53%

Rate - Economically Active

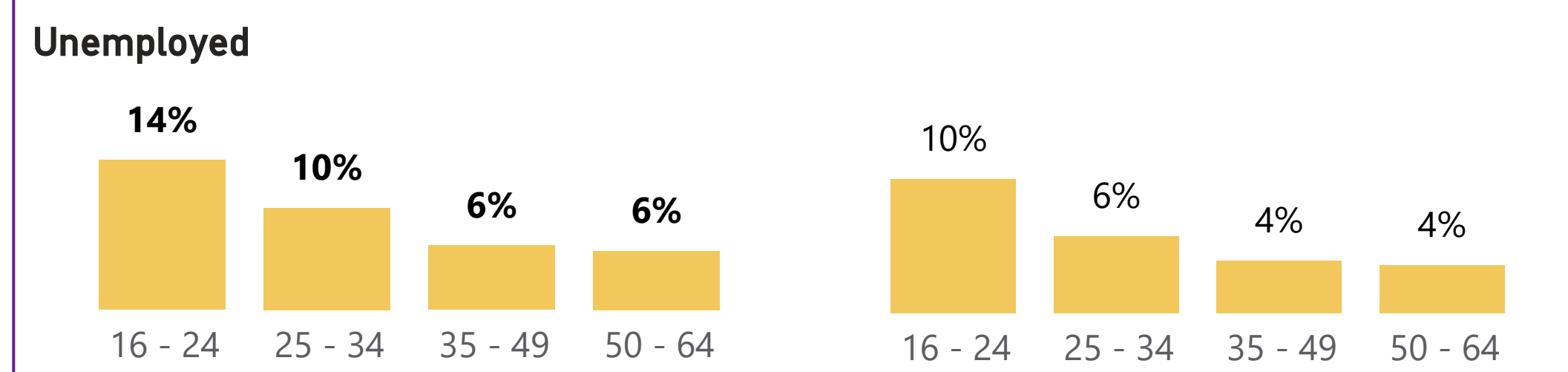
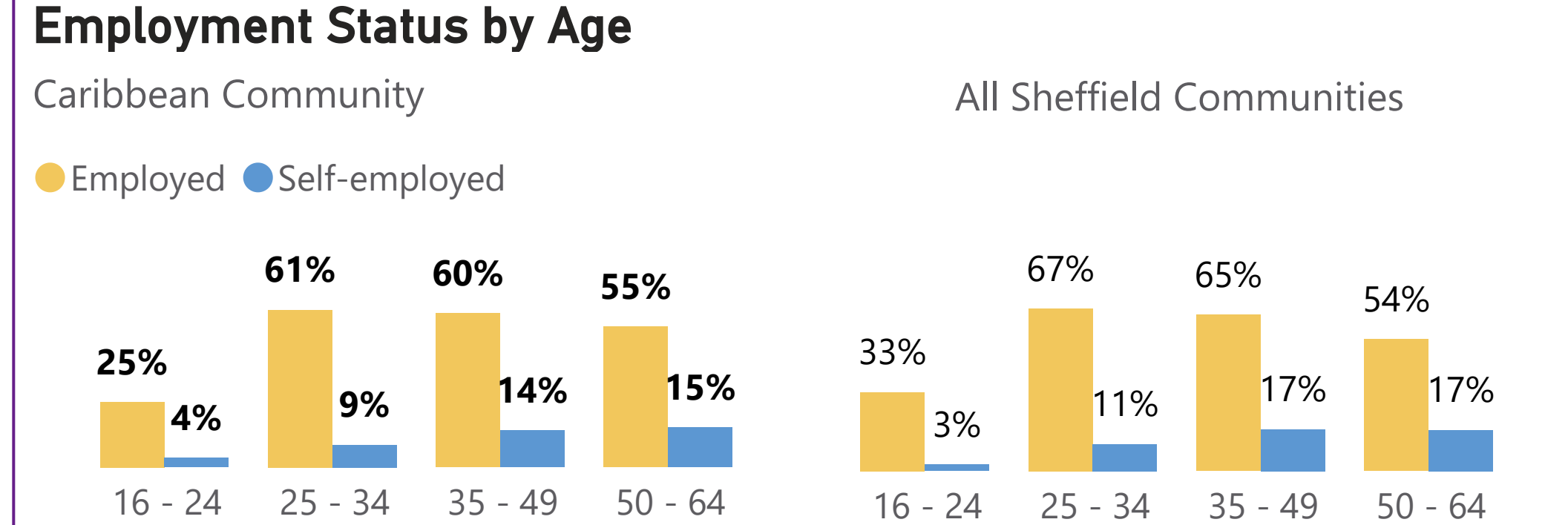
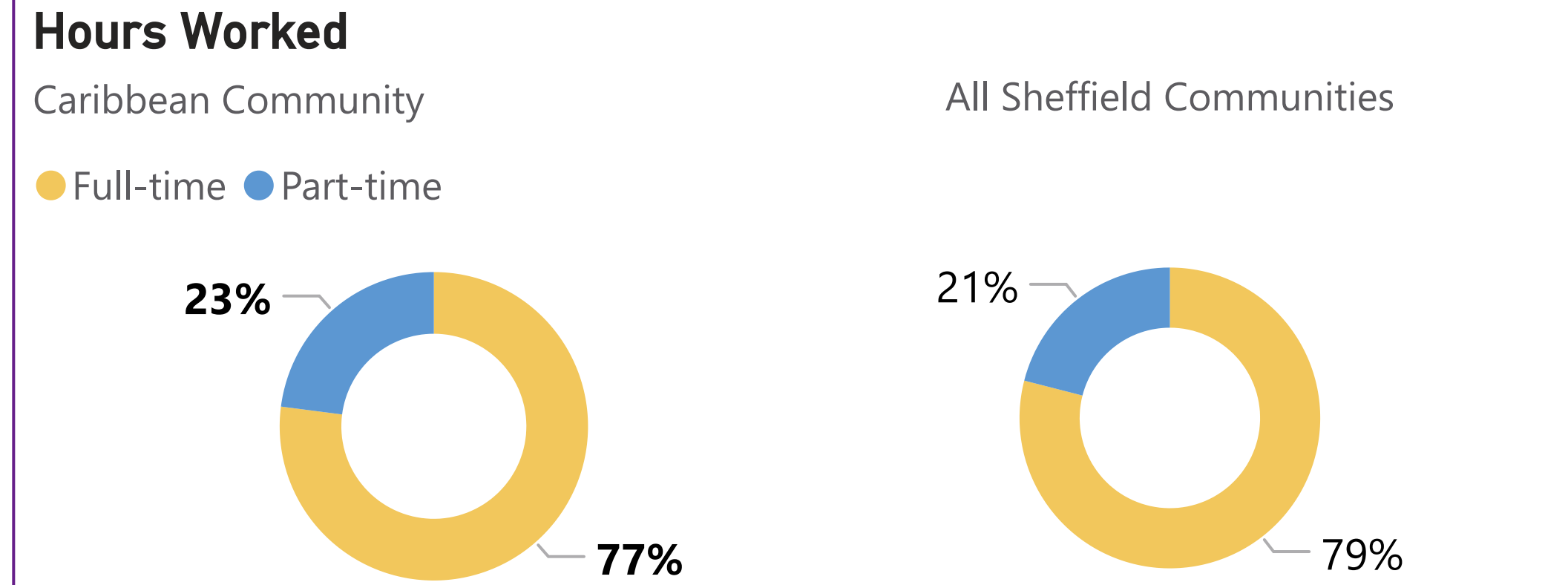
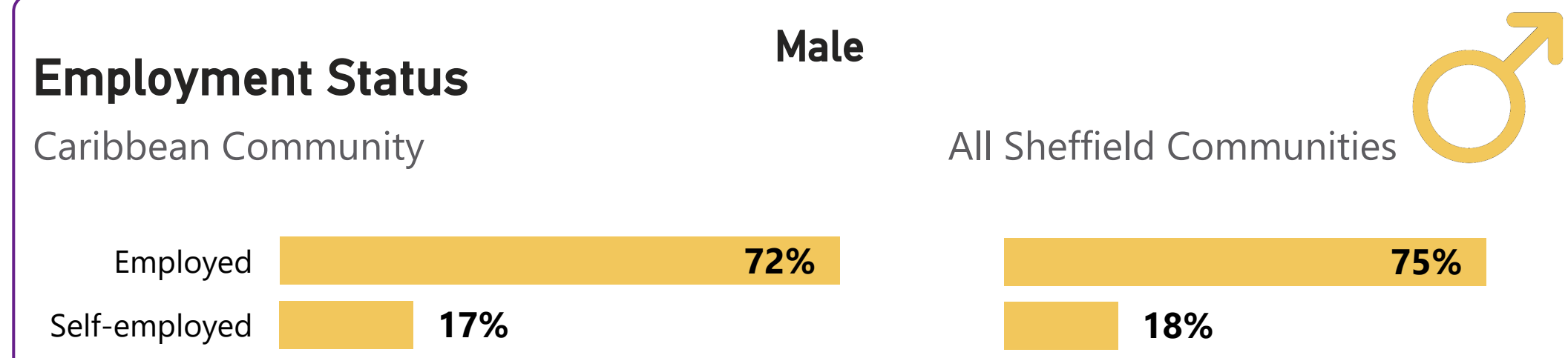
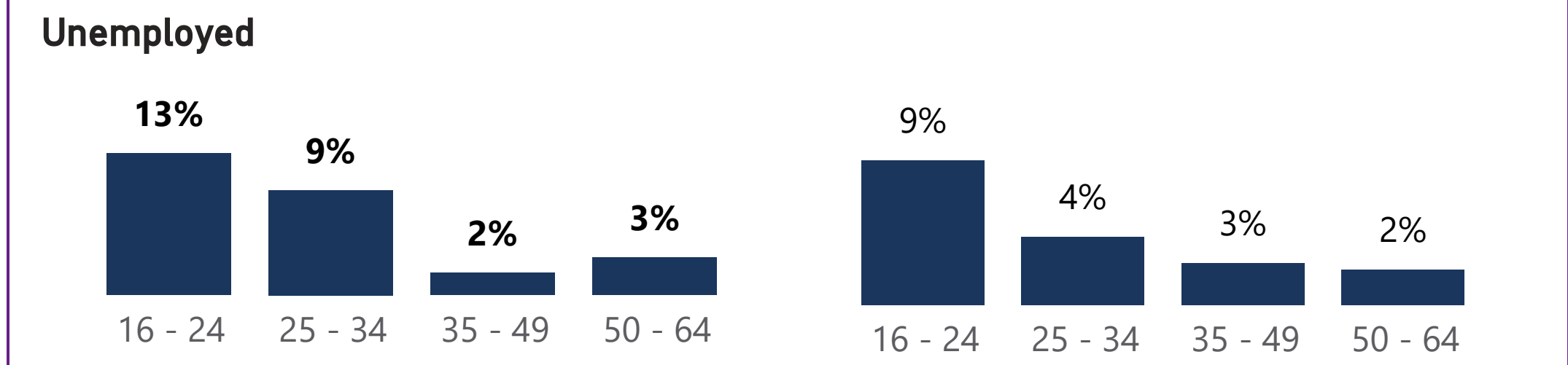
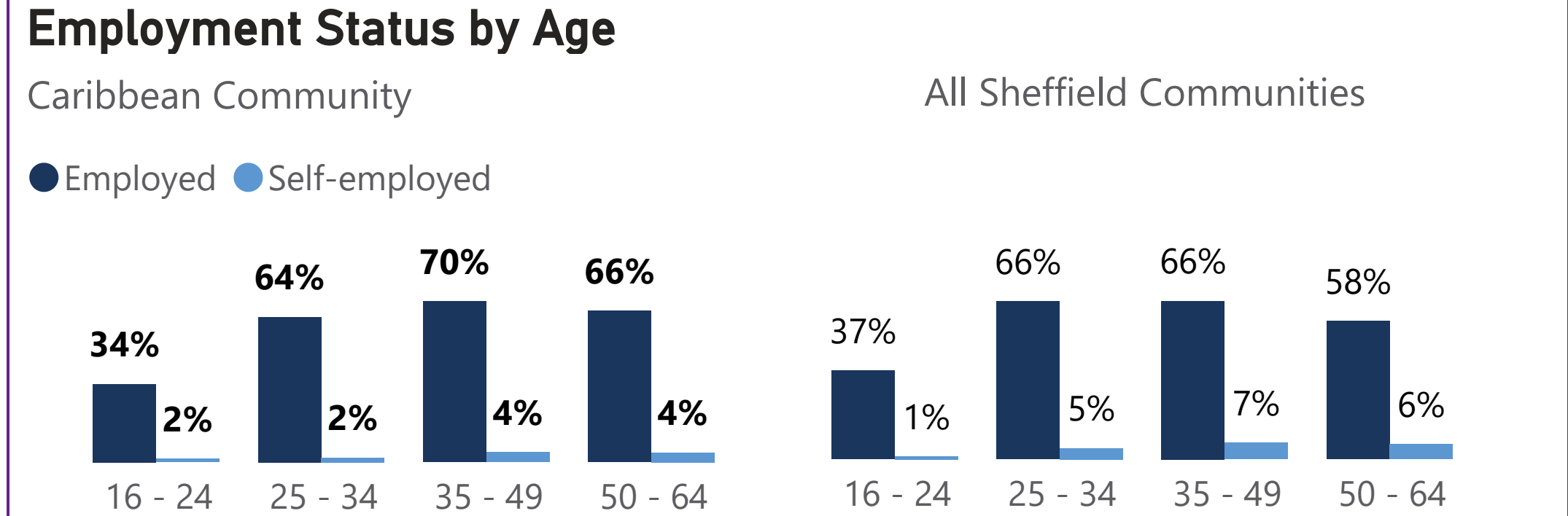
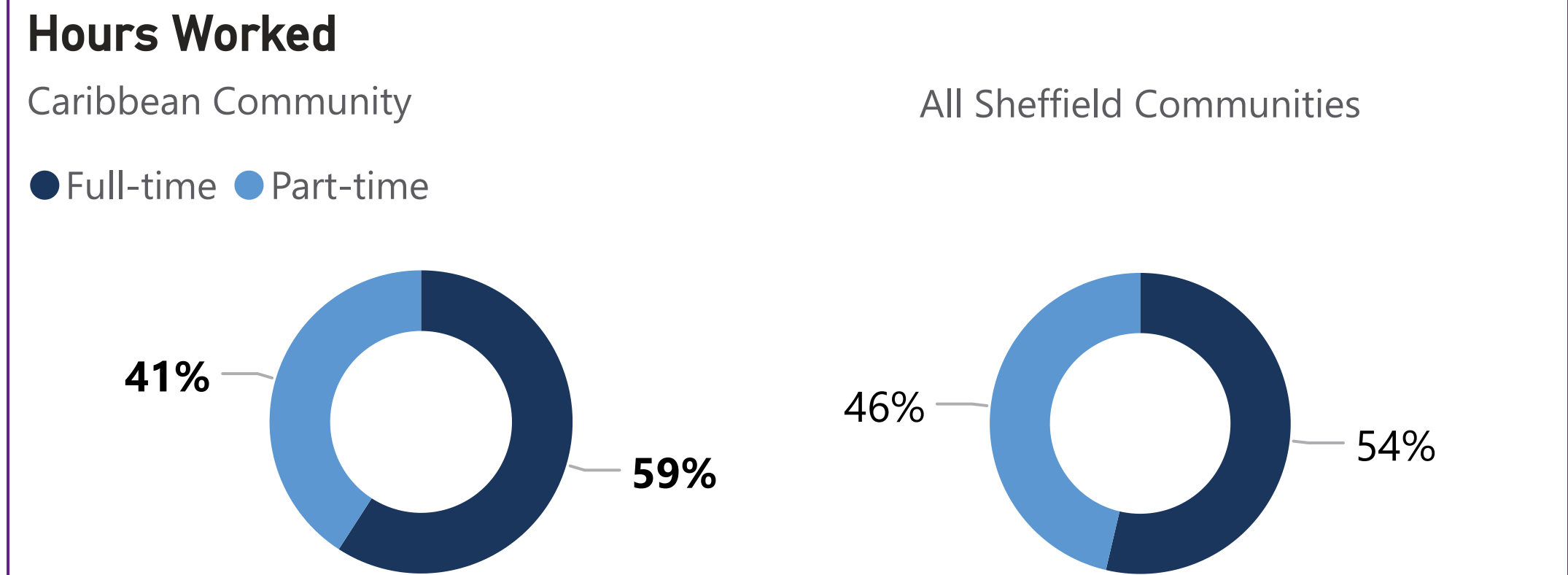
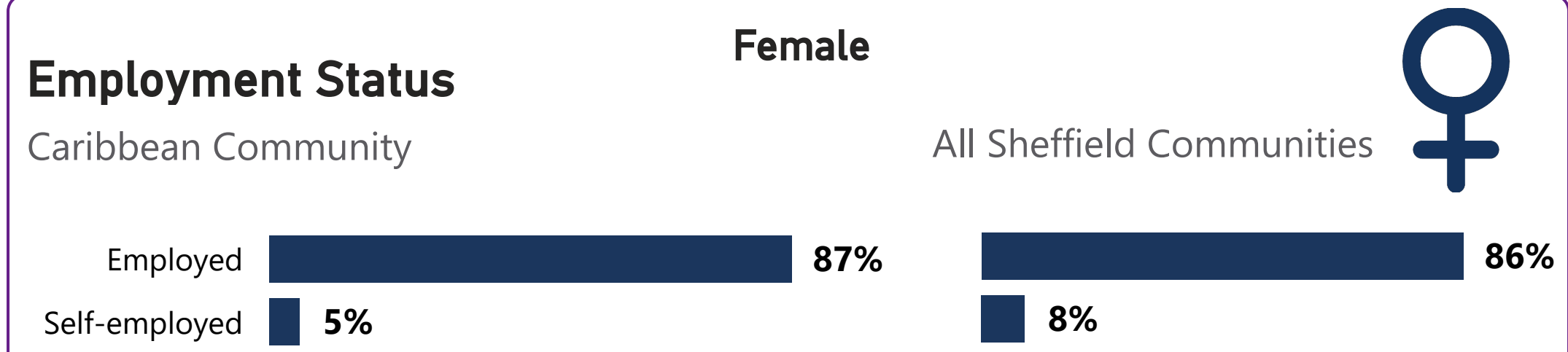
All Sheffield Males

135,969

Economically Active

61%

Rate - Economically Active



Female




Employment in Industries in Sheffield

Caribbean Community

Industry Name	Community	All Sheffield Communities	Difference
Accommodation and food service activities	3.3%	5.2%	-1.9%
Administrative and support service activities	4.0%	4.2%	-0.2%
Agriculture, forestry and fishing	0.0%	0.1%	-0.1%
Construction	1.8%	1.7%	0.1%
Education	13.5%	17.2%	-3.7%
Electricity, gas, steam and air conditioning supply	0.2%	0.1%	0.0%
Financial and insurance activities	2.4%	2.8%	-0.4%
Human health and social work activities	42.8%	29.6%	13.2%
Information and communication	2.3%	2.3%	0.1%
Manufacturing	2.0%	3.4%	-1.3%
Mining and quarrying	0.0%	0.0%	-0.0%
Other	4.0%	4.8%	-0.8%
Professional, scientific and technical activities	3.3%	5.4%	-2.1%
Public administration and defence	8.5%	6.1%	2.4%
Real estate activities	2.0%	1.2%	0.8%
Transport and storage	1.9%	1.8%	0.1%
Water supply	0.2%	0.2%	-0.0%
Wholesale and retail trade	7.9%	13.9%	-6.0%

Male



Industries in Sheffield

Caribbean Community

Industry Name	Community	All Sheffield Communities	Difference
Accommodation and food service activities	4.8%	4.8%	0.0%
Administrative and support service activities	7.8%	4.7%	3.1%
Agriculture, forestry and fishing	0.1%	0.3%	-0.2%
Construction	10.7%	13.4%	-2.7%
Education	8.5%	8.3%	0.2%
Electricity, gas, steam and air conditioning supply	0.5%	0.6%	-0.0%
Financial and insurance activities	1.7%	2.8%	-1.1%
Human health and social work activities	11.1%	9.2%	1.9%
Information and communication	4.9%	5.8%	-0.8%
Manufacturing	8.9%	10.6%	-1.8%
Mining and quarrying	0.2%	0.1%	0.0%
Other	3.7%	3.5%	0.1%
Professional, scientific and technical activities	3.1%	5.5%	-2.4%
Public administration and defence	9.2%	5.5%	3.7%
Real estate activities	1.4%	1.0%	0.4%
Transport and storage	7.8%	7.4%	0.4%
Water supply	0.5%	0.9%	-0.4%
Wholesale and retail trade	15.0%	15.5%	-0.5%

To sort the tables in alphabetical or numerical order, simply (left) click on the column title (e.g. "Industry Name" or "Difference").

Language, Nationality, and Religion - Caribbean Community

Main Language

Caribbean Community

Language	Rate
English	98.80%
Spanish	0.48%
Arabic	0.24%
Any other languages	0.20%
African languages	0.15%
French	0.13%

Religion

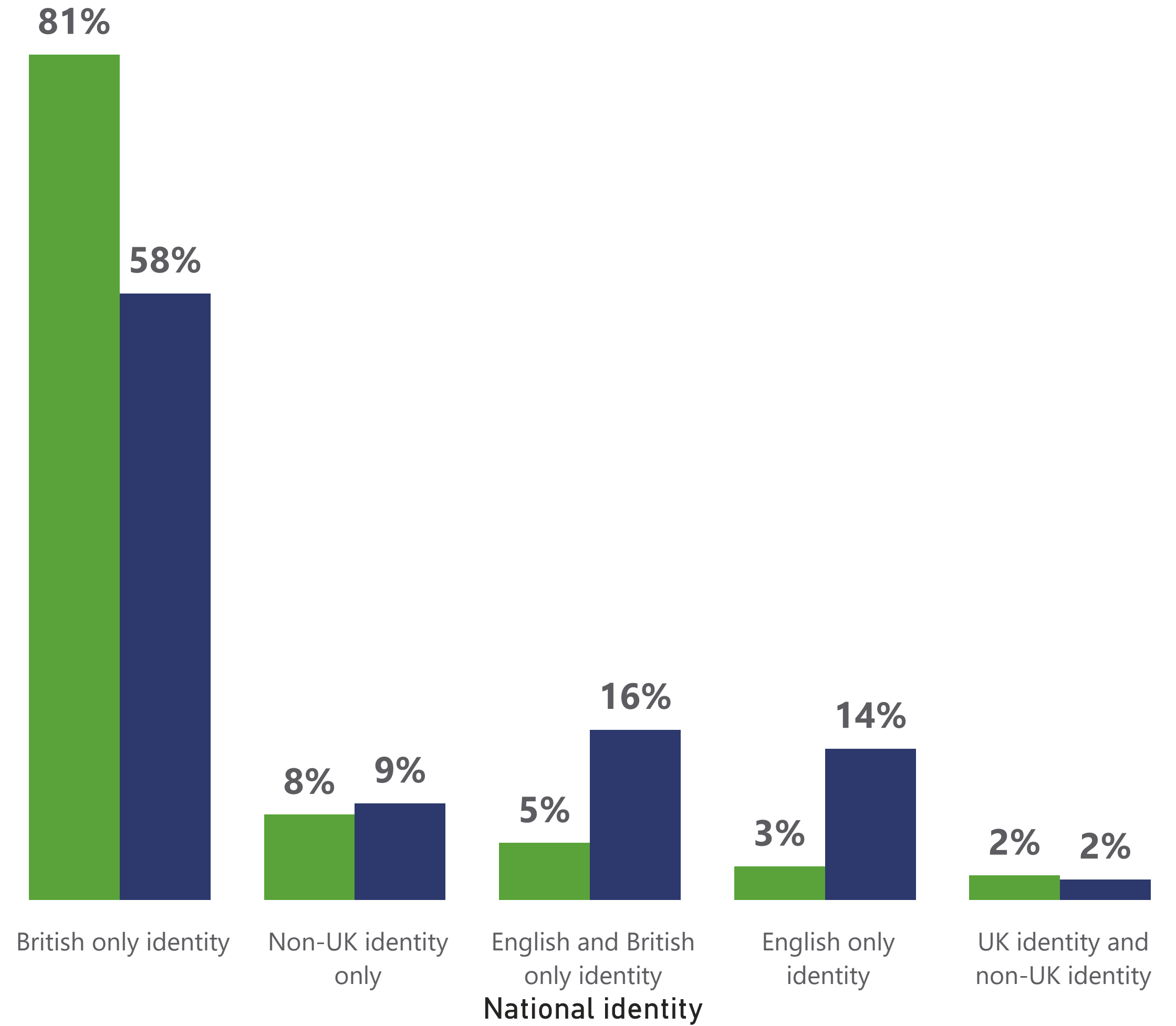
Caribbean Community

Religion	Rate
Christian	63.38%
No religion	24.81%
Not answered	7.70%
Muslim	2.62%
Other religion	1.20%
Buddhist	0.17%
Jewish	0.09%
Hindu	0.02%
Sikh	0.00%

National Identity

Caribbean Community

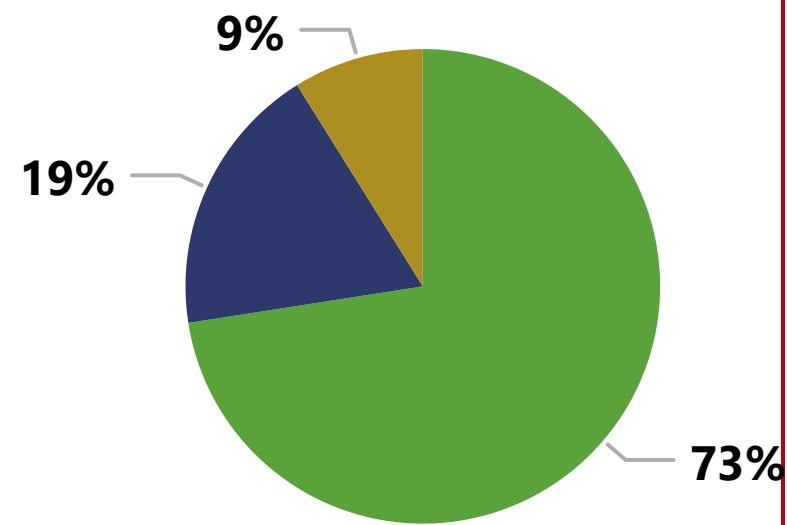
● Community ● Sheffield



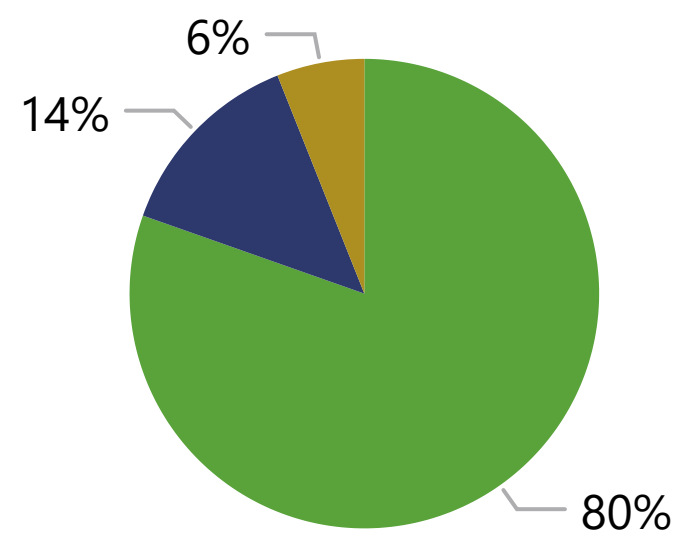
Health and Wellbeing - Caribbean Community

General Health

Caribbean Community



All Sheffield Communities

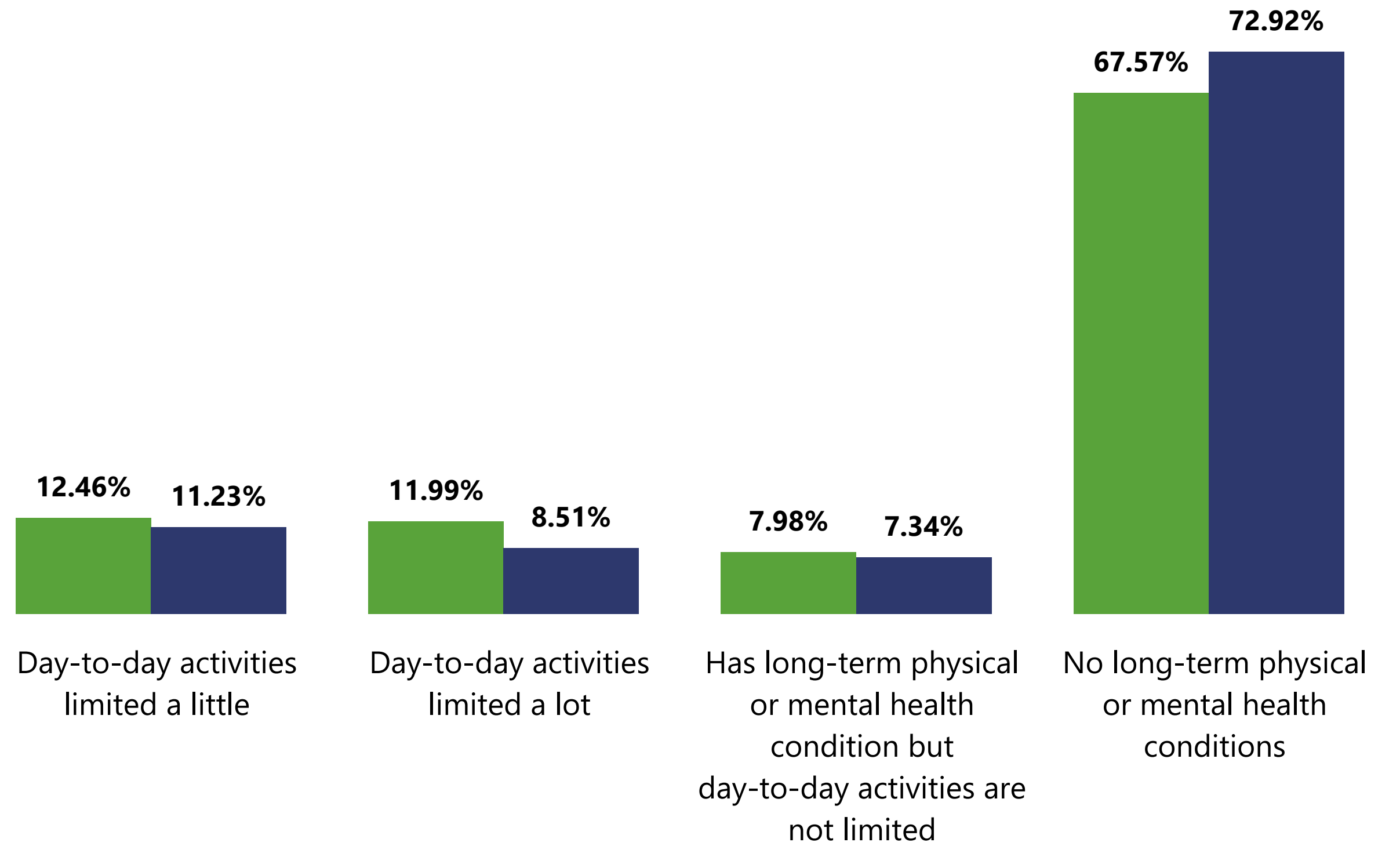


● Very good or good health ● Fair health ● Bad or very bad health

Disability


Caribbean Community

● Community ● Sheffield




Provision of Unpaid Care

Caribbean Community



All Sheffield Communities





Education - Caribbean Community

School Students Caribbean Community

76,605

All Students in Sheffield

390

Caribbean Students in Sheffield

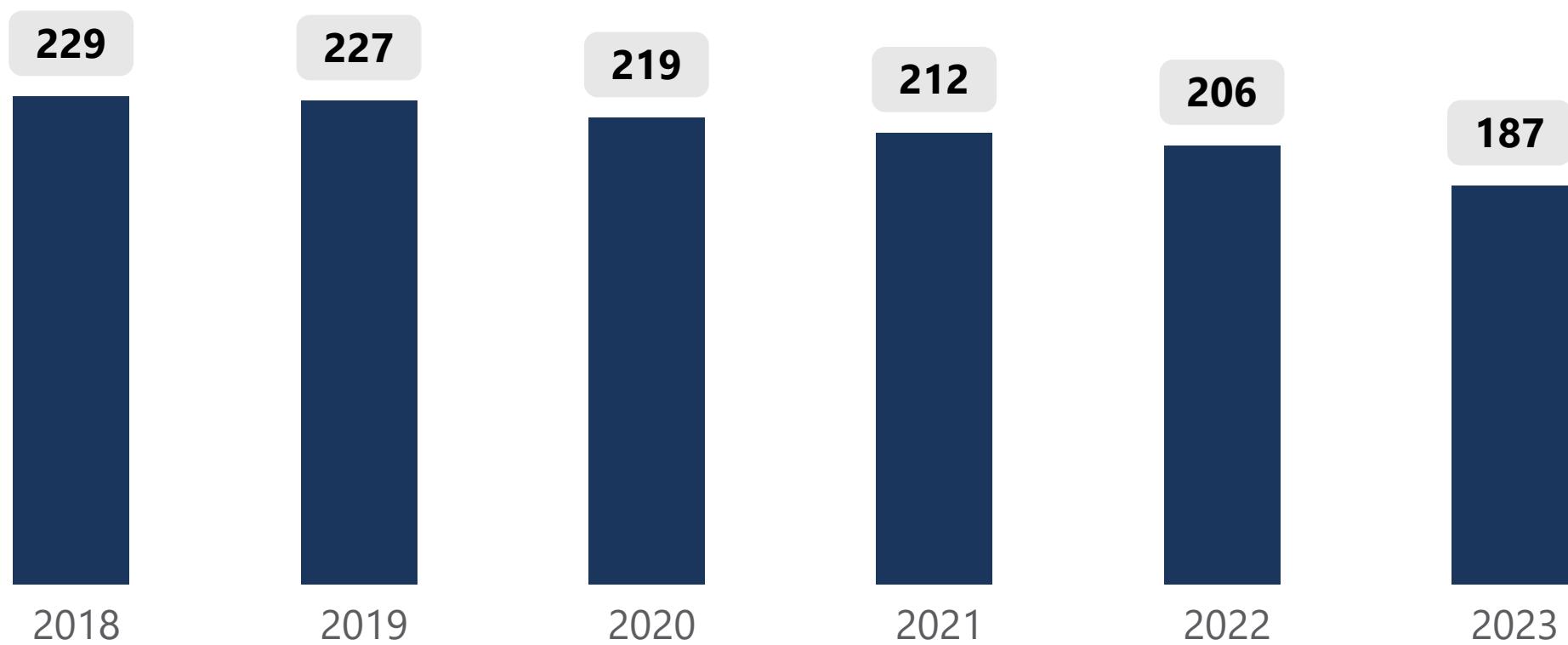
0.5%

Percentage of Students who are Caribbean

School Students

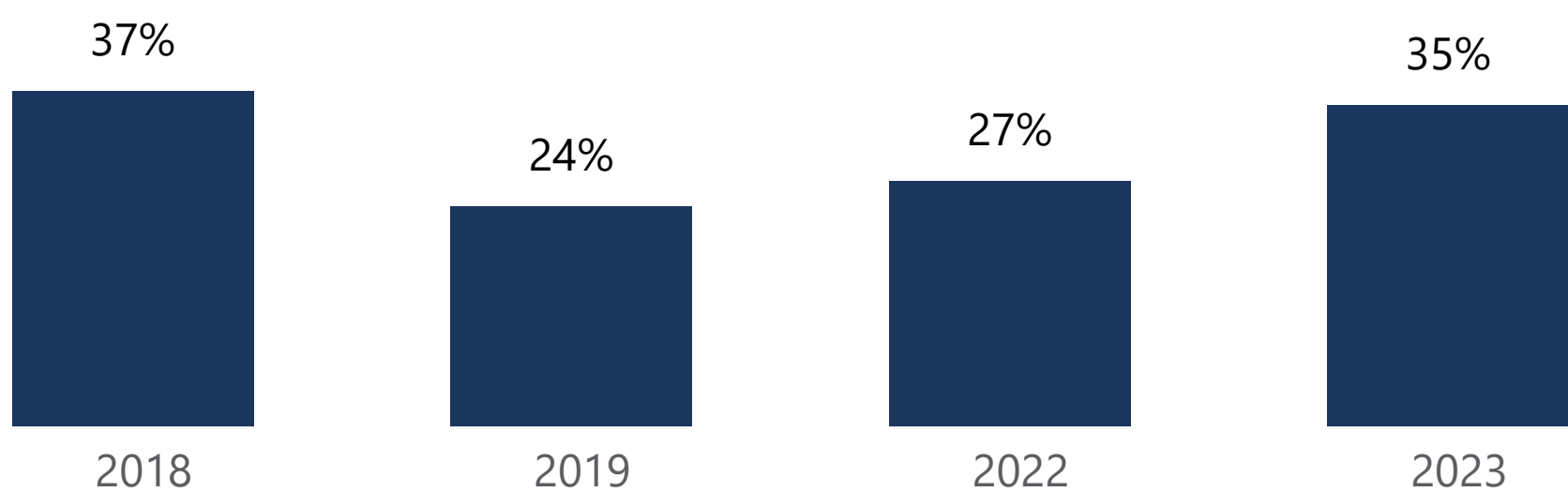
Caribbean Community

Female



Attainment - English and Maths 9-5 (Key Stage 4)

Caribbean Community



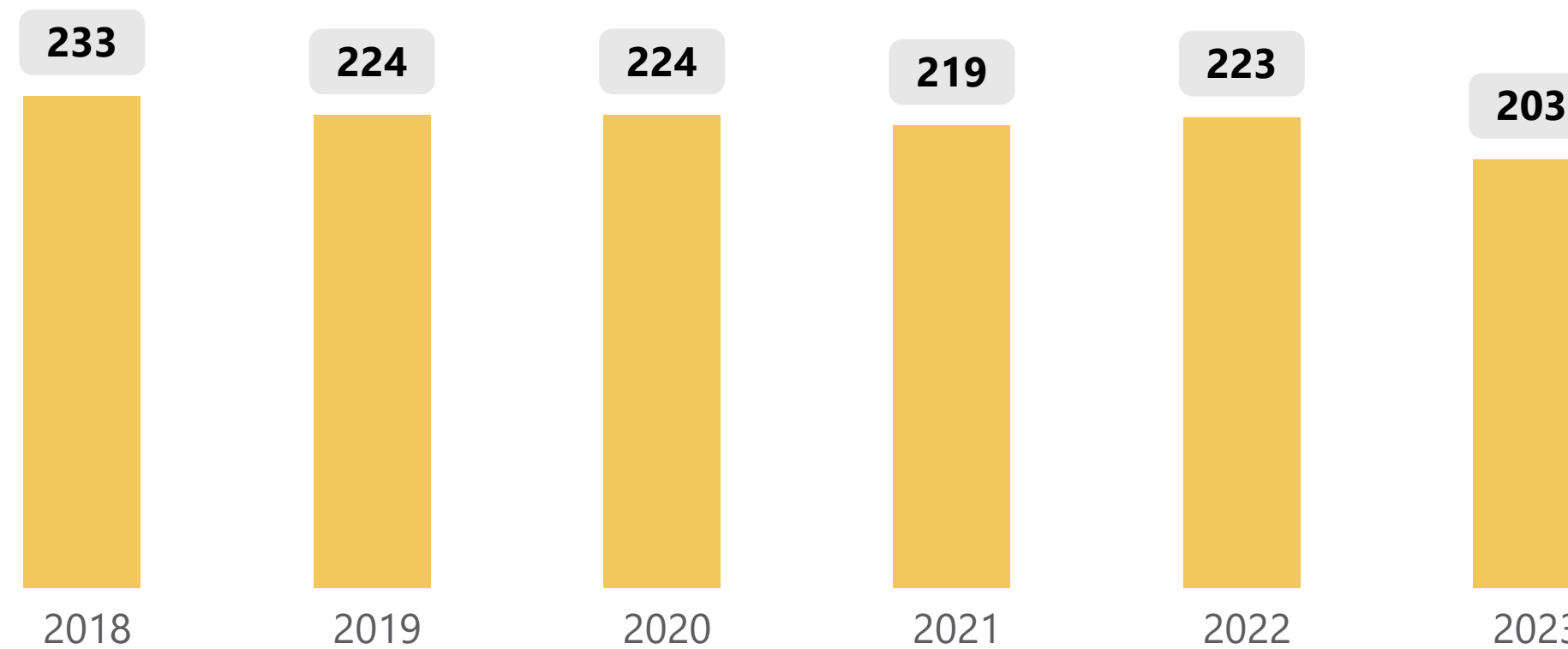
*Attainment Data is not available for **2020 and 2021** due to COVID-19's impact on assessments.



School Students

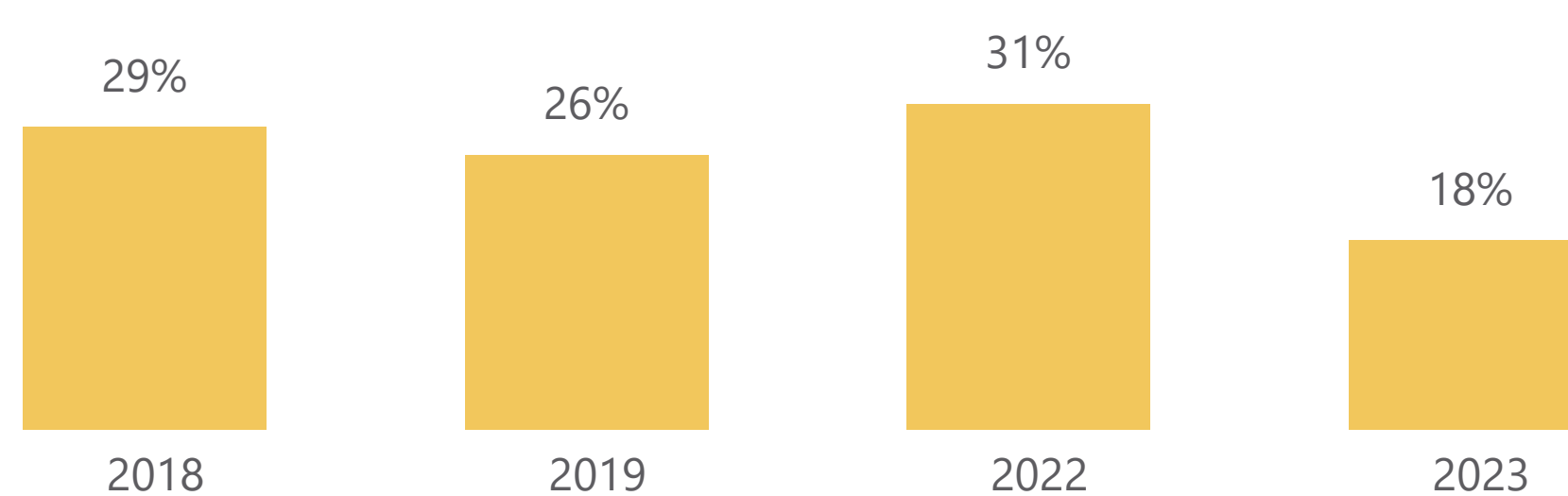
Caribbean Community

Male




Attainment - English and Maths 9-5 (Key Stage 4)

Caribbean Community



*Attainment Data is not available for **2020 and 2021** due to COVID-19's impact on assessments.



Female




Qualification Attainment

Caribbean Community

Qualification Level	Level Details	Community	Sheffield
+ Level 1 and entry level qualifications	1 to 4 GCSEs grade A* to C	8.69%	9.52%
+ Level 2 qualifications	5 or more GCSEs (A* to C or 9 to 4)	12.47%	12.61%
+ Level 3 qualifications	2 or more A levels or VCEs	18.68%	17.60%
+ Level 4 qualifications or above	degree (BA	37.46%	33.97%
+ No qualifications		17.14%	21.01%
+ Other	apprenticeships	5.56%	5.28%

Male



Qualification Attainment

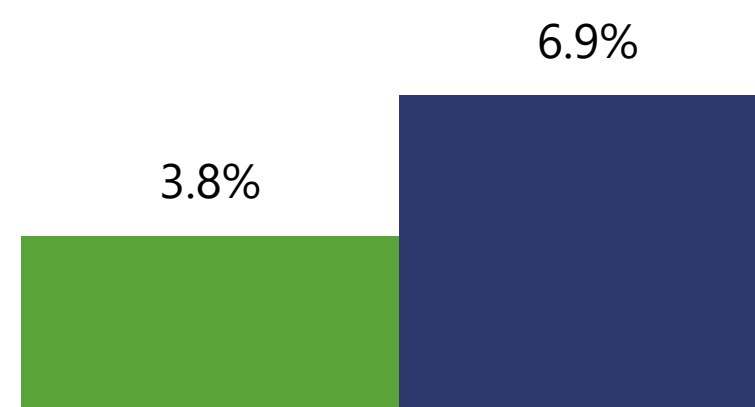
Caribbean Community

Qualification Level	Details	Community	Sheffield
+ Level 1 and entry level qualifications	1 to 4 GCSEs grade A* to C	10.20%	8.63%
+ Level 2 qualifications	5 or more GCSEs (A* to C or 9 to 4)	12.31%	10.84%
+ Level 3 qualifications	2 or more A levels or VCEs	16.82%	19.58%
+ Level 4 qualifications or above	degree (BA	26.19%	32.71%
+ No qualifications		22.46%	17.67%
+ Other	apprenticeships	12.02%	10.57%

NEET 16-17 year olds (Not in Employment, Education, or Training)

Caribbean Community

● Community ● Sheffield

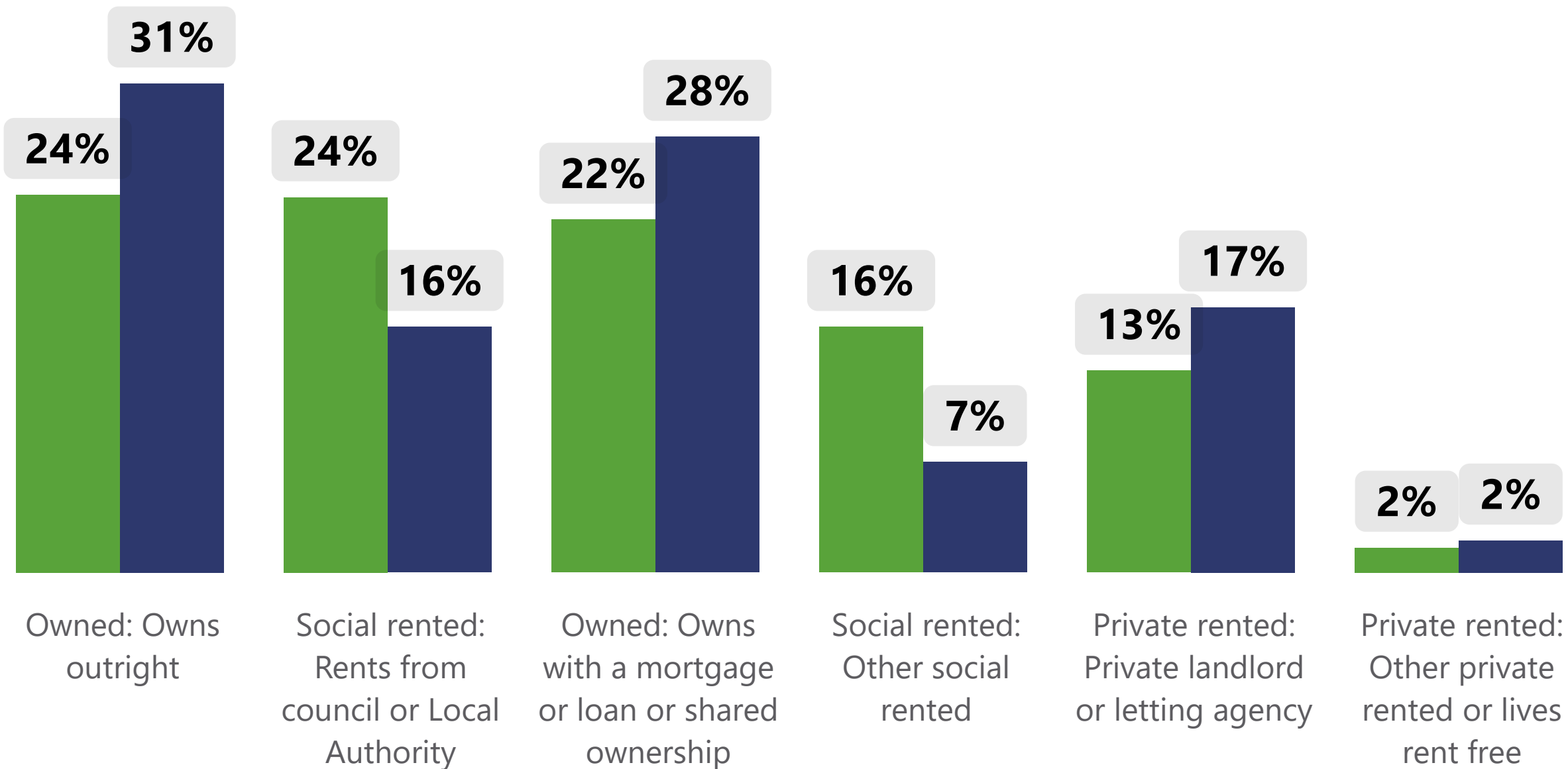


Housing - Caribbean Community

Household Tenure

Caribbean Community

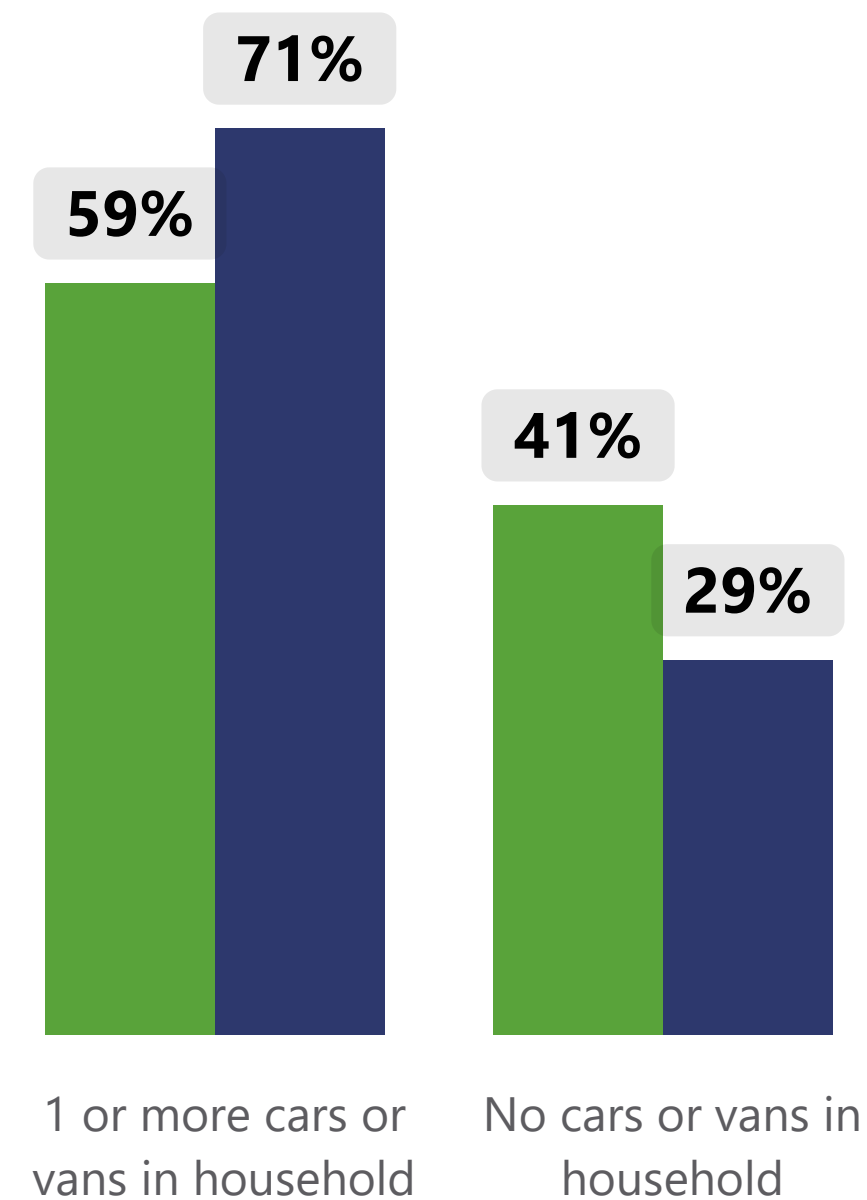
● Community ● Sheffield



Car or Van Availability

Caribbean Community

● Community ● Sheffield



Household Occupancy Rating for Bedrooms

Rating	Community	Sheffield
-2 or less	0%	1%
-1	4%	3%
0	32%	28%
+1	34%	33%
+2 or more	30%	36%

Whether a household's accommodation is overcrowded, ideally occupied, or under-occupied. This is calculated by comparing the number of bedrooms the household requires to the number of available bedrooms.

- * -1 or less implies that a household's accommodation has fewer bedrooms than required (overcrowded)
- * +1 or more implies that a household's accommodation has more bedrooms than required (under-occupied)
- * 0 suggests that a household that a household's accommodation has an ideal number of bedrooms.

To find out more details refer to the Info icon (bottom left of this page) and see the Occupancy Rating for Bedrooms variable.



Deprivation - Caribbean Community

Caribbean Community

All Households Deprived Households

2,736 **1,555**

- Deprived In One Dimension **58.3%**
- Deprived In Two Dimensions **32.1%**
- Deprived In Three Dimensions **8.9%**
- Deprived In Four Dimensions **0.6%**

Sheffield

All Households Deprived Households

231,946 **126,709**

- Deprived In One Dimension **62.2%**
- Deprived In Two Dimensions **28.9%**
- Deprived In Three Dimensions **8.3%**
- Deprived In Four Dimensions **0.5%**

Household Deprivation Dimensions

Caribbean Community

Sheffield

6.8% **7.5%**

Housing

A household is classified as deprived in the housing dimension if the household's accommodation is either overcrowded, in a shared dwelling, or has no central heating.

Caribbean Community

Sheffield

17.1% **12.9%**

Employment

A household is classified as deprived in the employment dimension if any member, not a full-time student, is either unemployed or economically inactive due to long-term sickness or disability.

Caribbean Community

Sheffield

24.0% **23.5%**

Education

A household is classified as deprived in the education dimension if no one has at least a level 2 education and no one aged 16 to 18 years is a full-time student.

Caribbean Community

Sheffield

38.4% **36.5%**

Health & Disability

A household is classified as deprived in the health dimension if any person in the household has general health that is bad or very bad or is identified as disabled.

People who have assessed their day-to-day activities as limited by long-term physical or mental health conditions or illnesses are considered disabled. This definition of a disabled person meets the harmonised standard for measuring disability and is in line with the Equality Act (2010).