

# Arab Community

## **Introduction**

This report explores the rich ethnic diversity of the city, highlighting not just the unique cultures and backgrounds that make up Sheffield but also the real challenges faced by its residents.

Through data on education, employment, health, household deprivation, and more, this report aims to presents aspects of the life of different communities in our city.

## **How to use**

Select an ethnic group from the dropdown filter in the top-left of this page, then select a section from the table of contents or use the navigation bar at the bottom of this page.

## **More Information**

For more information about variables used in this report, please see the glossary on our website.



# Overview - Arab Community

**8,957**

Arab residents in Sheffield

**1.6%**

Proportion of residents who are Arab

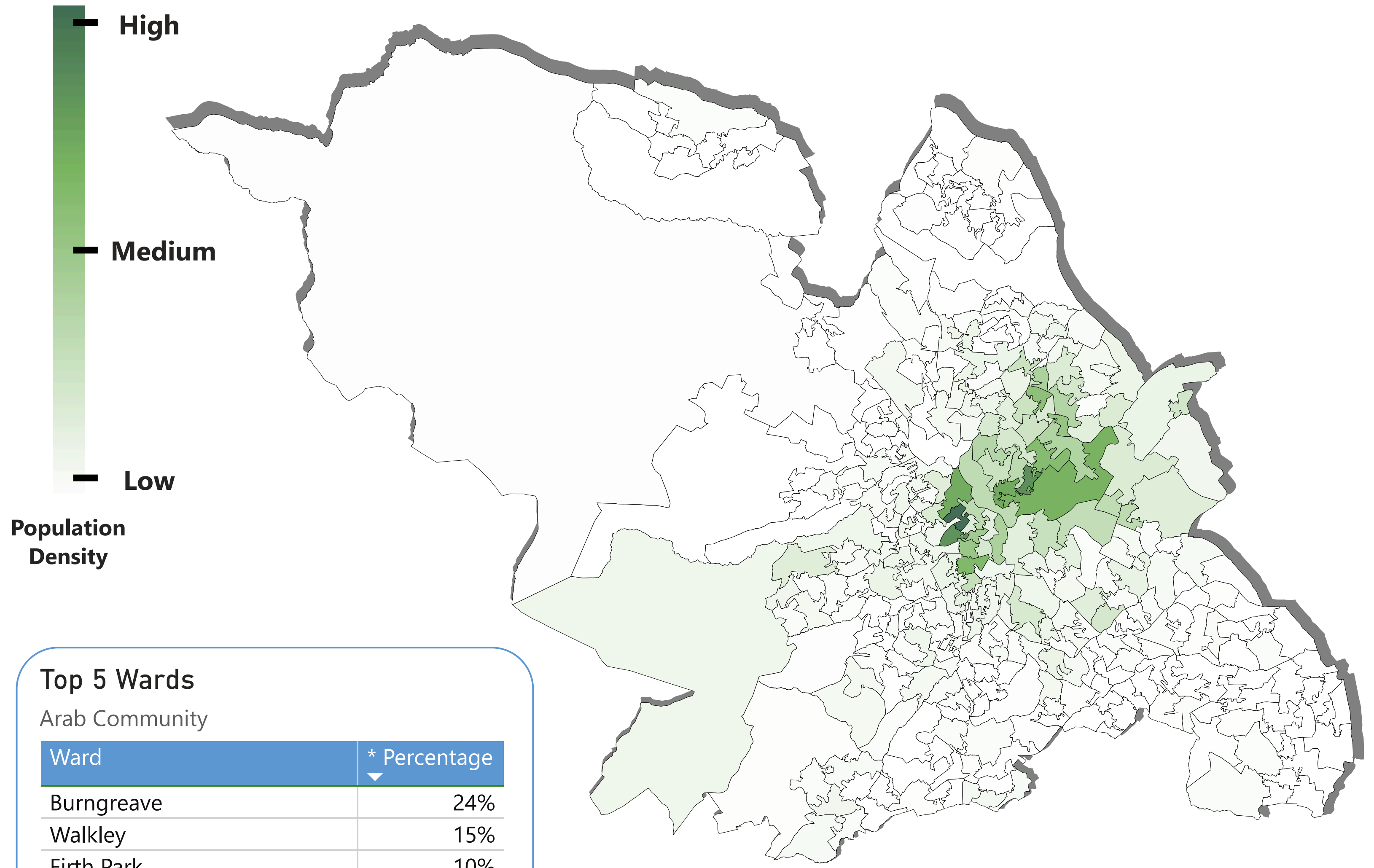
**2,702**

Arab households in Sheffield

**3.25**

Average Arab household size in Sheffield

## Where does the Arab Community live?



**Top 5 Wards**  
Arab Community

Ward	* Percentage
Burngreave	24%
Walkley	15%
Firth Park	10%
City	8%
Darnall	7%

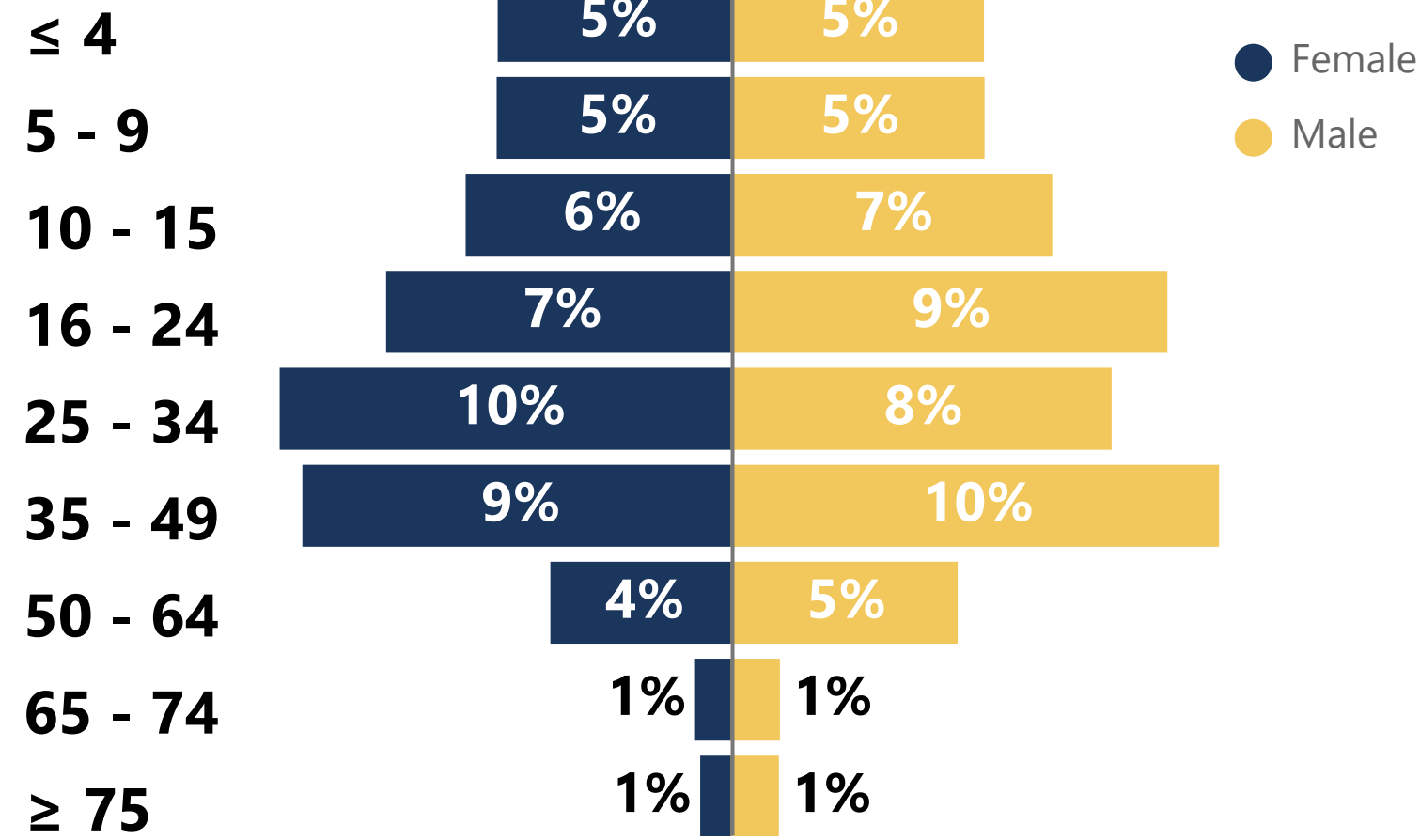
**\*Percentage of Community Population**

# Demographics - Arab Community

**8,957**

Arab residents in Sheffield

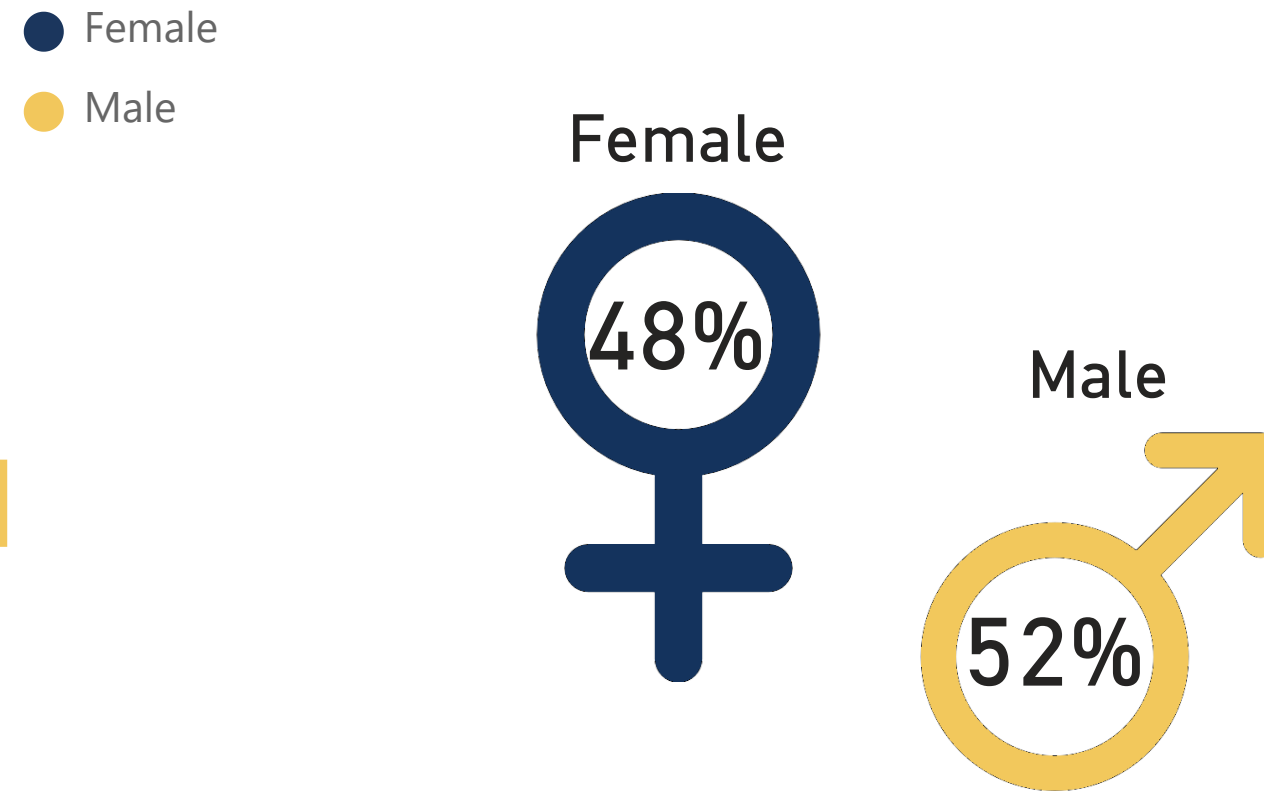
## Age



**1.6%**

Proportion of residents who are Arab

## Population Split



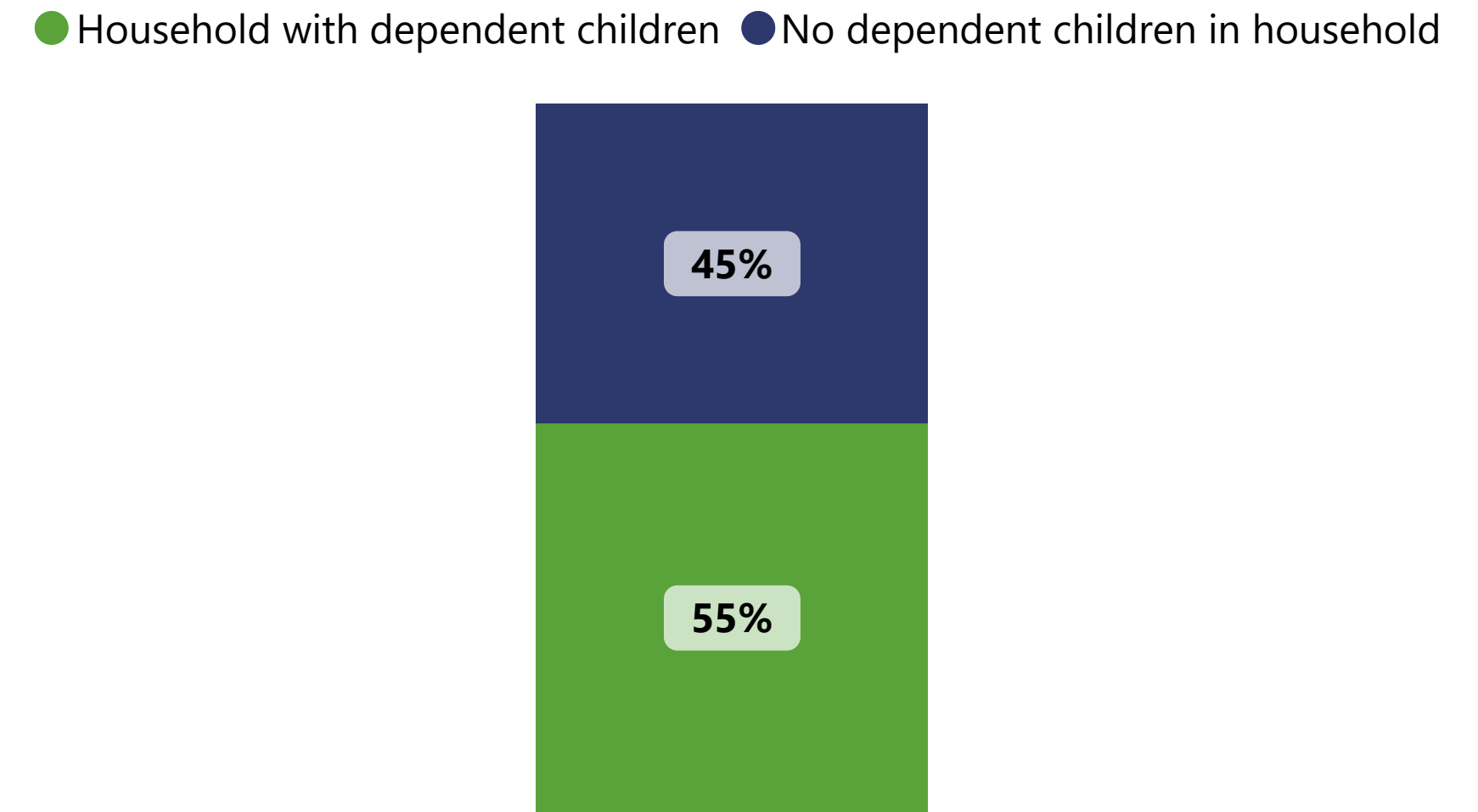
**2,702**

Arab households in Sheffield

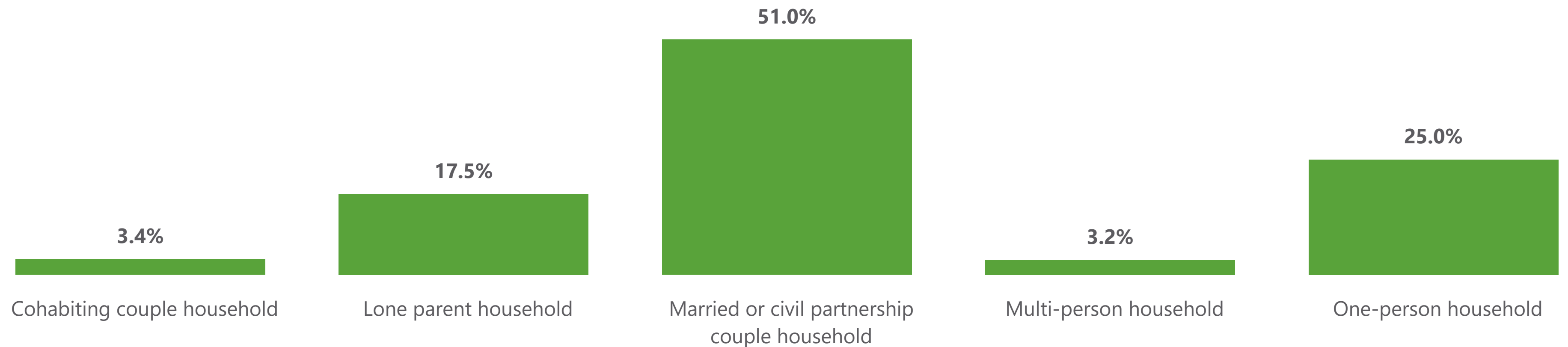
**3.25**

Average Arab household size in Sheffield

## Dependent Children



## Household Type





# Labour Market - Arab Community

## Economic Activity

### Arab residents in Sheffield

**2,304**

Economically Active

**39%**

Rate - Economically Active

### All Sheffield residents

**260,074**


Economically Active

**57%**

Rate - Economically Active

### Economically Active

**28%**

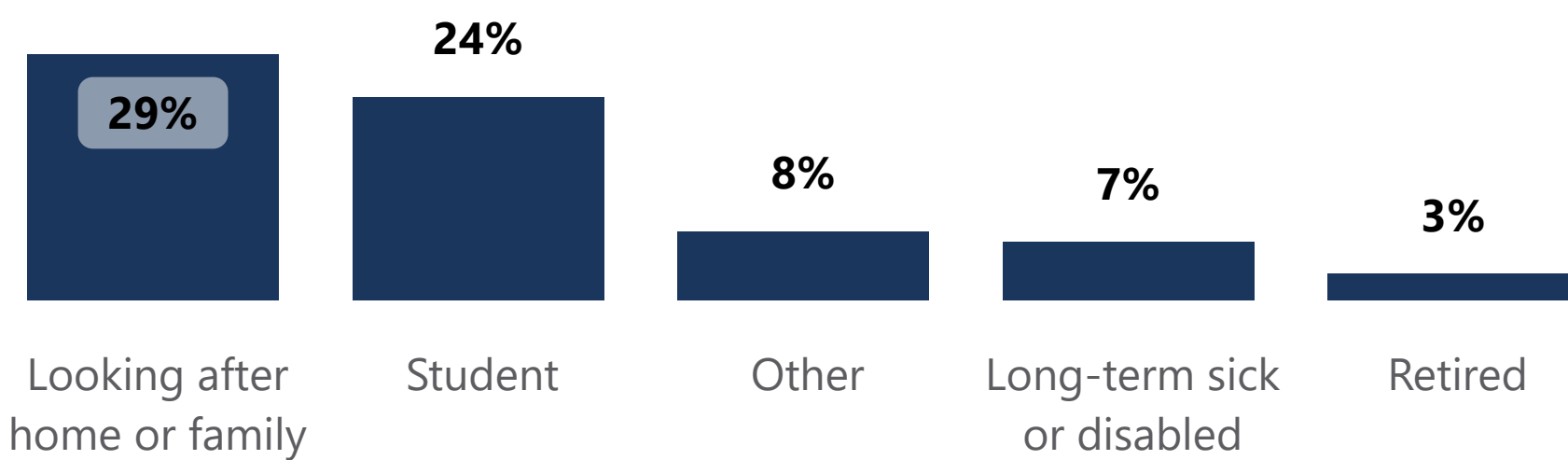


Female

### Economically Inactive

**72%**

### Reason for Economic Inactivity



### Economically Active

**48%**

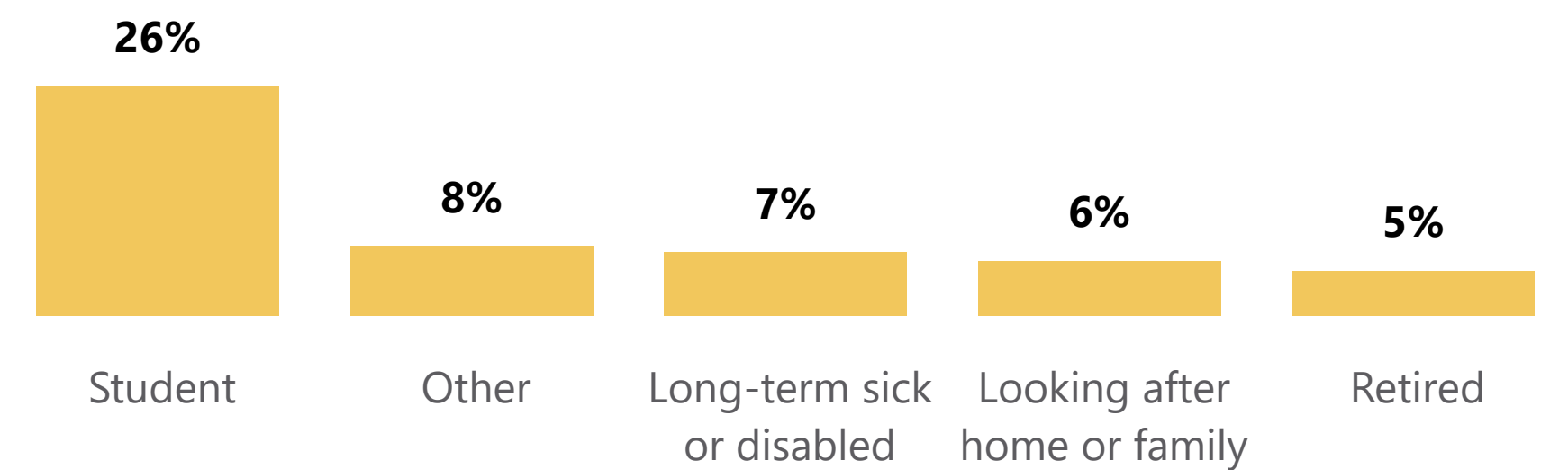


Male

### Economically Inactive

**52%**

### Reason for Economic Inactivity



### All Sheffield Females

**124,105**

Economically Active

**53%**

Rate - Economically Active

### All Sheffield Males

**135,969**

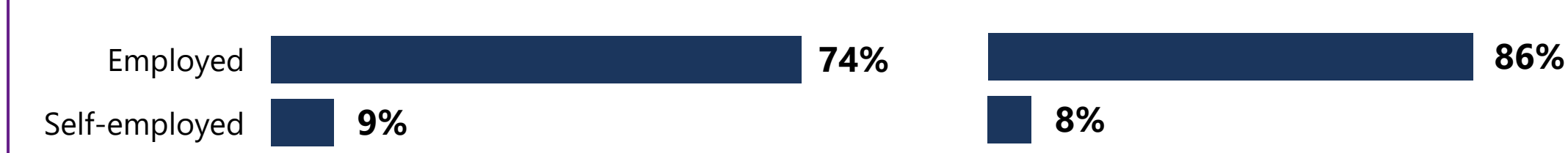
Economically Active

**61%**

Rate - Economically Active

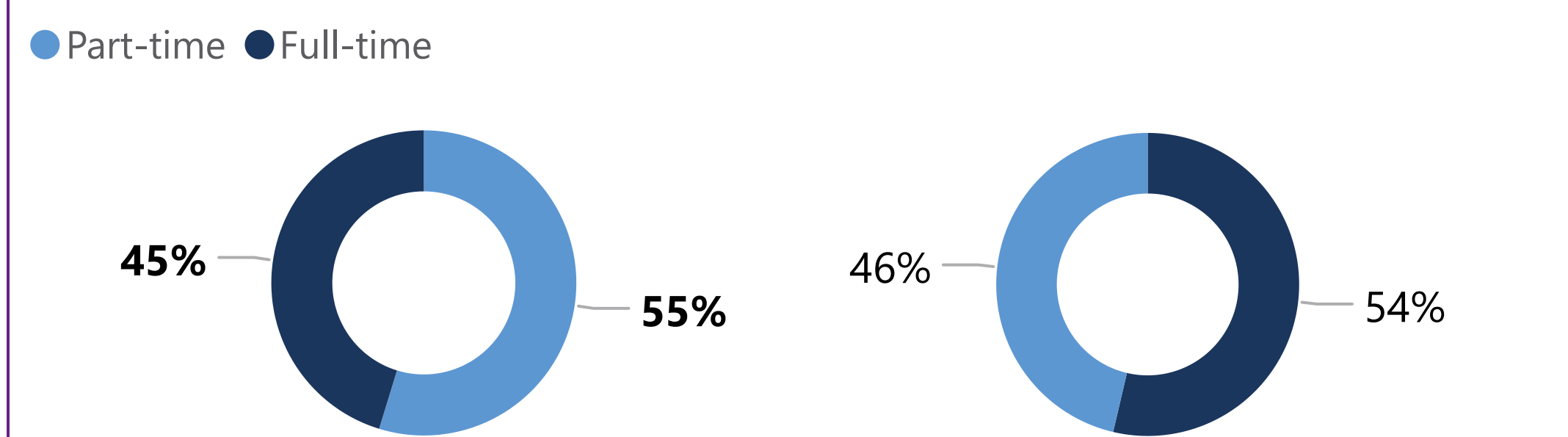
### Female

Arab Community | All Sheffield Communities



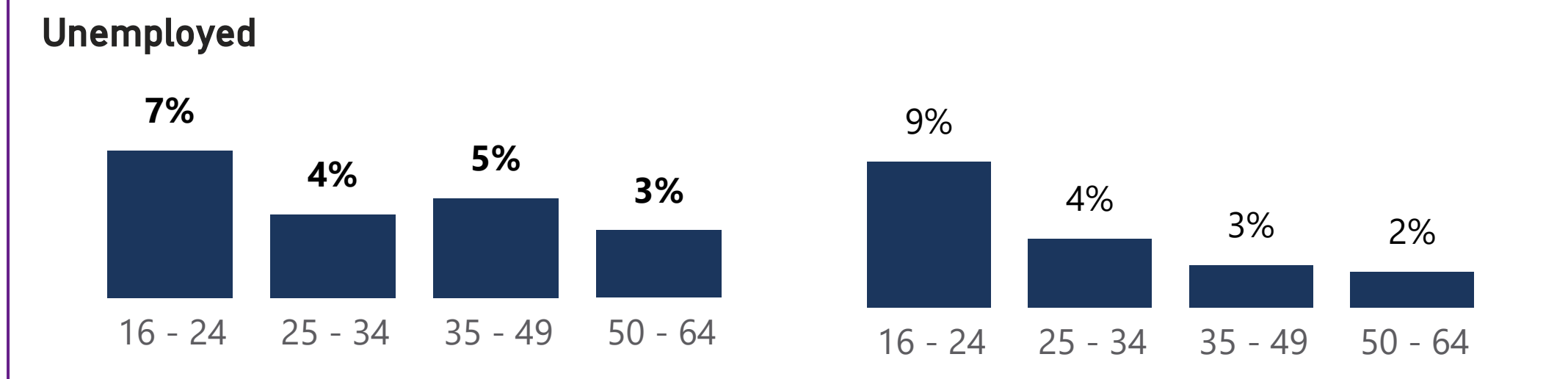
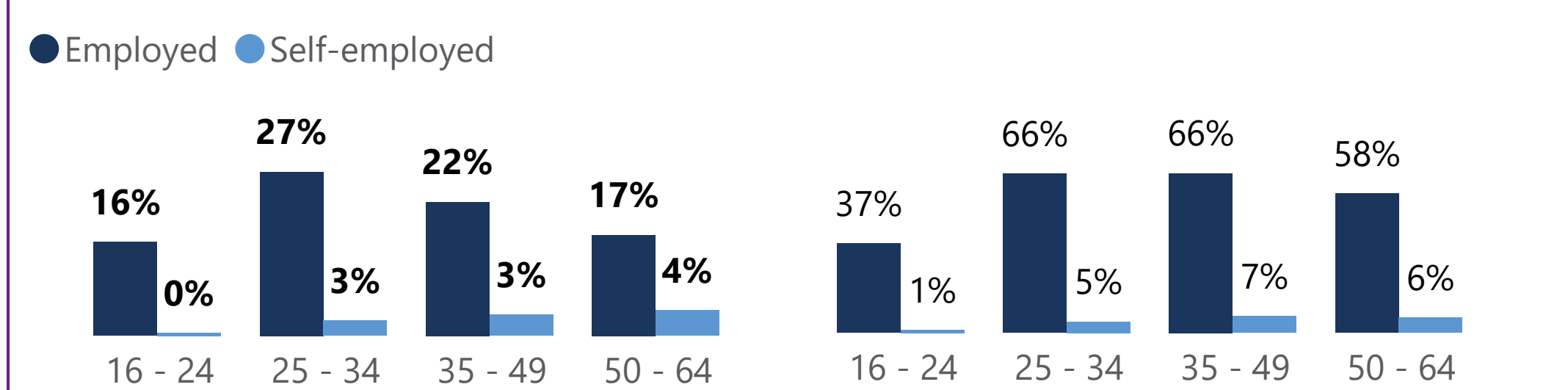
### Hours Worked

Arab Community | All Sheffield Communities



### Employment Status by Age

Arab Community | All Sheffield Communities



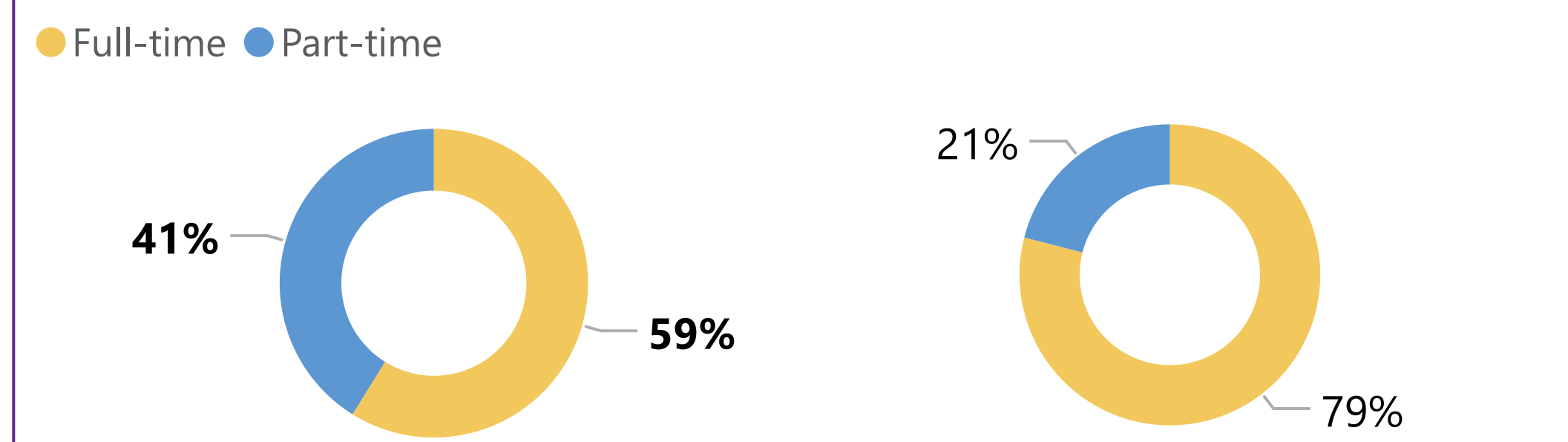
### Male

Arab Community | All Sheffield Communities



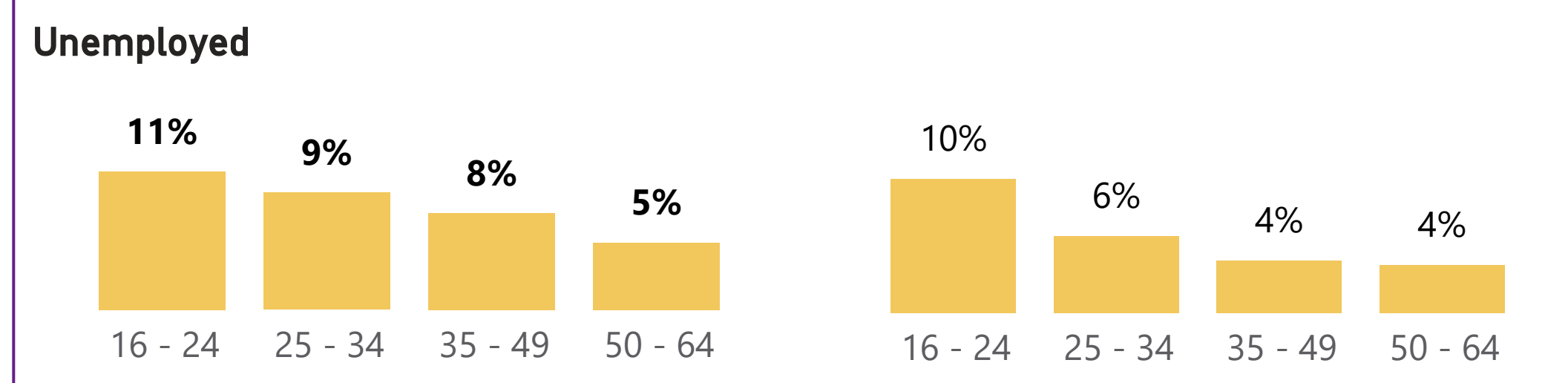
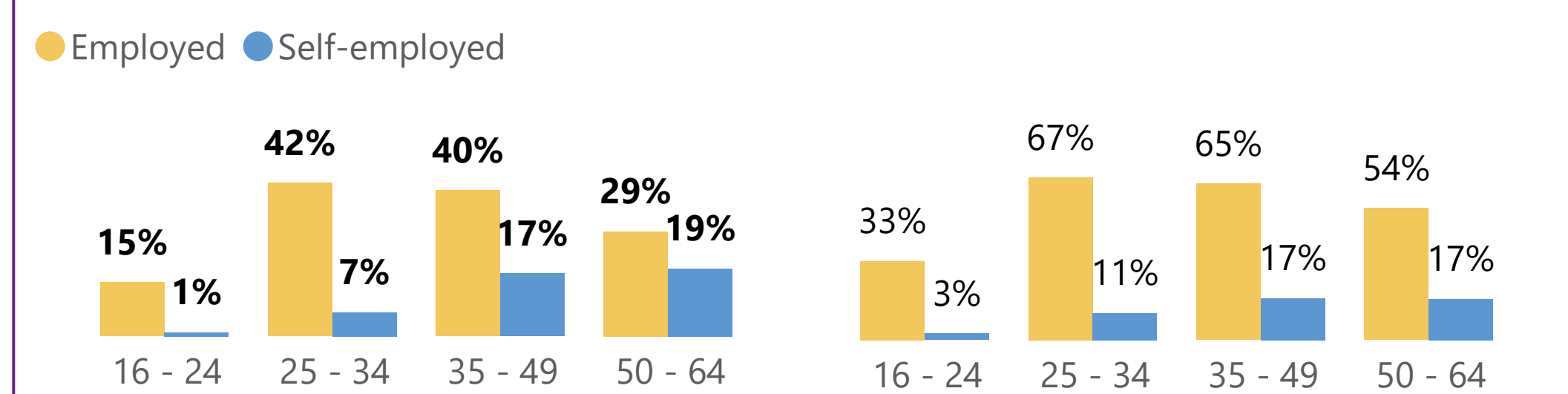
### Hours Worked

Arab Community | All Sheffield Communities



### Employment Status by Age

Arab Community | All Sheffield Communities



## Female




## Employment in Industries in Sheffield

Arab Community

Industry Name	Community	All Sheffield Communities	Difference
Accommodation and food service activities	3.5%	5.2%	-1.7%
Administrative and support service activities	5.7%	4.2%	1.5%
Agriculture, forestry and fishing	0.0%	0.1%	-0.1%
Construction	0.8%	1.7%	-0.9%
Education	23.8%	17.2%	6.6%
Electricity, gas, steam and air conditioning supply	0.0%	0.1%	-0.1%
Financial and insurance activities	1.2%	2.8%	-1.6%
Human health and social work activities	28.9%	29.6%	-0.7%
Information and communication	2.6%	2.3%	0.3%
Manufacturing	2.7%	3.4%	-0.7%
Mining and quarrying	0.2%	0.0%	0.1%
Other	2.3%	4.8%	-2.6%
Professional, scientific and technical activities	5.6%	5.4%	0.2%
Public administration and defence	4.8%	6.1%	-1.3%
Real estate activities	0.6%	1.2%	-0.6%
Transport and storage	3.8%	1.8%	2.0%
Water supply	0.3%	0.2%	0.1%
Wholesale and retail trade	13.5%	13.9%	-0.4%

## Male



## Industries in Sheffield

Arab Community

Industry Name	Community	All Sheffield Communities	Difference
Accommodation and food service activities	6.2%	4.8%	1.4%
Administrative and support service activities	5.1%	4.7%	0.4%
Agriculture, forestry and fishing	0.0%	0.3%	-0.3%
Construction	4.1%	13.4%	-9.3%
Education	8.2%	8.3%	-0.1%
Electricity, gas, steam and air conditioning supply	0.4%	0.6%	-0.2%
Financial and insurance activities	1.3%	2.8%	-1.5%
Human health and social work activities	16.6%	9.2%	7.4%
Information and communication	4.1%	5.8%	-1.7%
Manufacturing	7.3%	10.6%	-3.3%
Mining and quarrying	0.0%	0.1%	-0.1%
Other	2.5%	3.5%	-1.0%
Professional, scientific and technical activities	4.9%	5.5%	-0.6%
Public administration and defence	3.6%	5.5%	-1.9%
Real estate activities	1.4%	1.0%	0.4%
Transport and storage	10.4%	7.4%	2.9%
Water supply	0.1%	0.9%	-0.8%
Wholesale and retail trade	23.7%	15.5%	8.2%

To sort the tables in alphabetical or numerical order, simply (left) click on the column title (e.g. "Industry Name" or "Difference").

# Language, Nationality, and Religion - Arab Community

## Main Language

Arab Community

Language	Rate
English	50.24%
Arabic	48.26%
West or Central Asian languages	0.64%
Any other European languages	0.27%
Spanish	0.24%
French	0.23%
African languages	0.12%

## Religion

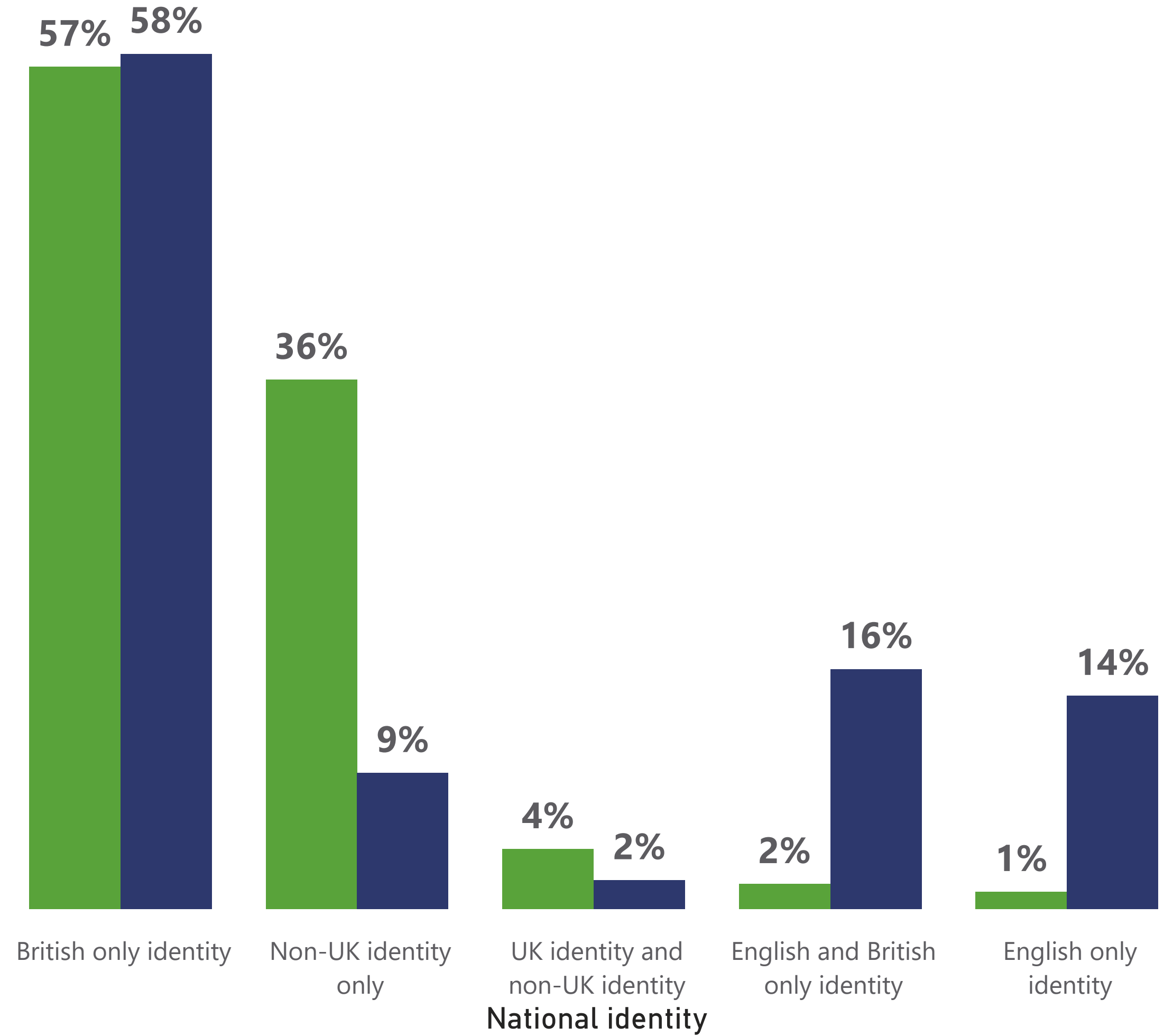
Arab Community

Religion	Rate
Muslim	90.04%
Not answered	5.04%
No religion	3.18%
Christian	1.38%
Other religion	0.31%
Buddhist	0.02%
Jewish	0.01%
Sikh	0.01%
Hindu	0.00%

## National Identity

Arab Community

● Community ● Sheffield

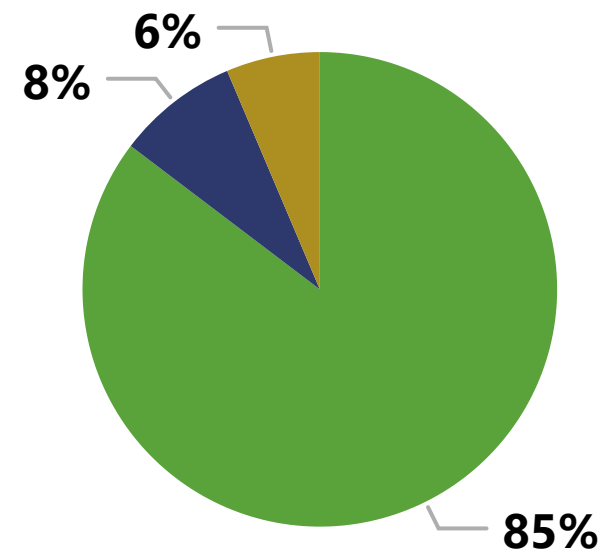




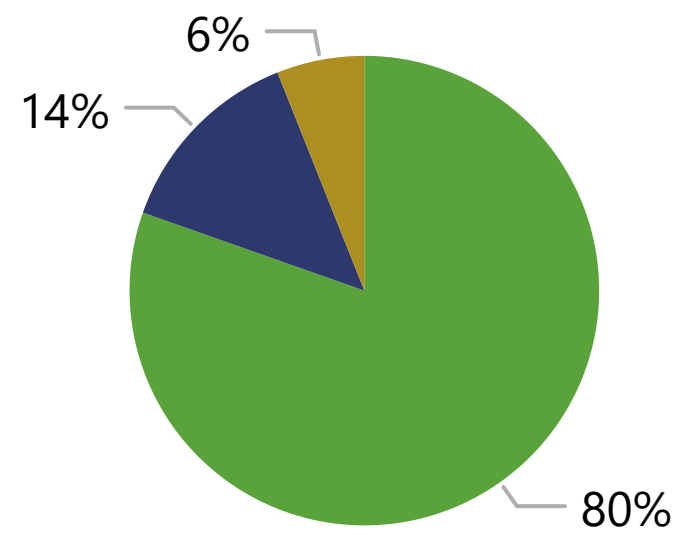
# Health and Wellbeing - Arab Community

## General Health

Arab Community



All Sheffield Communities

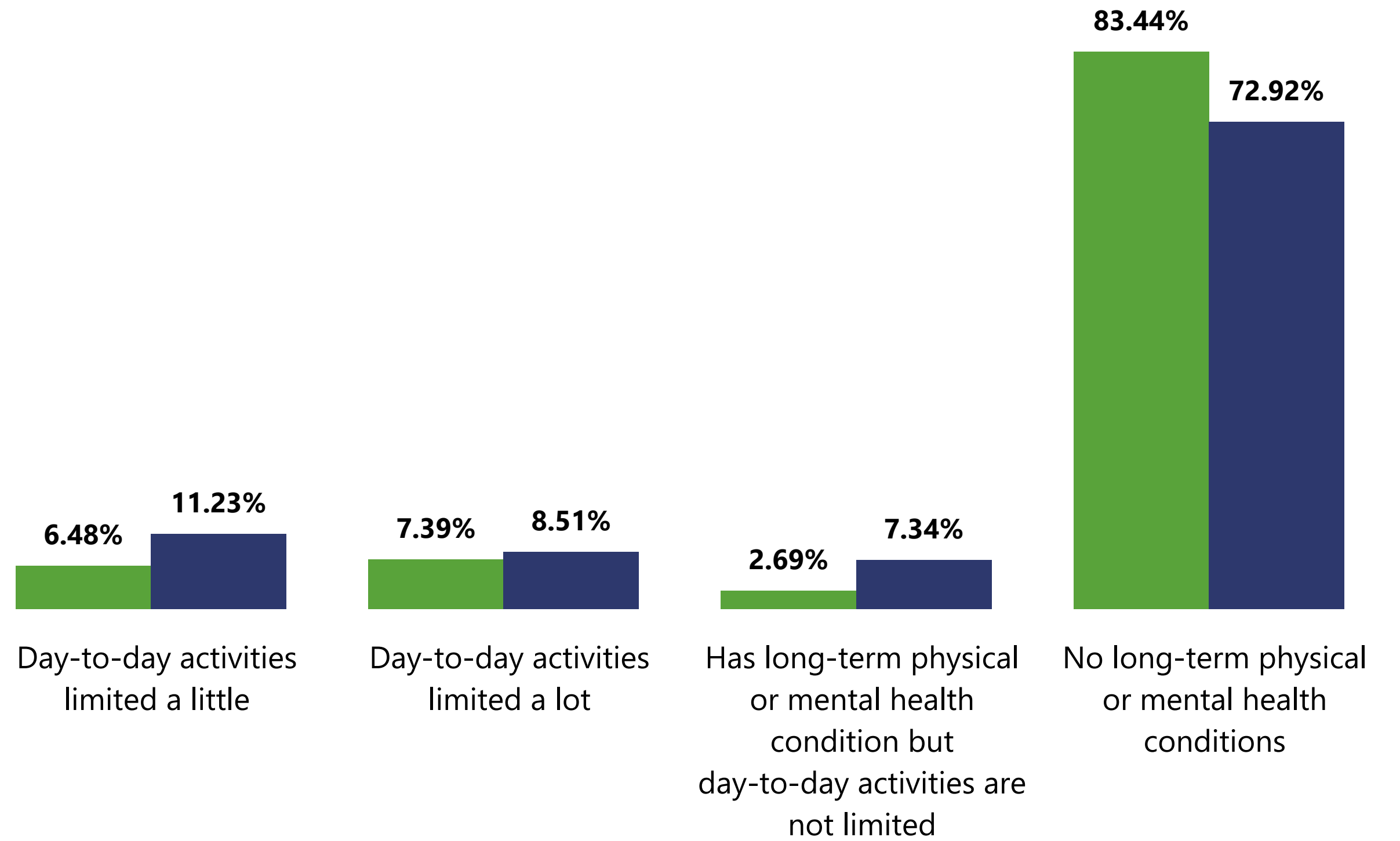


● Very good or good health ● Fair health ● Bad or very bad health

## Disability


Arab Community

● Community ● Sheffield




## Provision of Unpaid Care

Arab Community



All Sheffield Communities







# Education - Arab Community

## School Students

Arab Community

All Students in Sheffield

Arab Students in Sheffield

Percentage of Students who are Arab

## School Students

Female

Arab Community

## School Students

Male

Arab Community

# Unfortunately this data is not available for this community

Attainment - English and Maths 9-5 (Key Stage 4)

Arab Community


Attainment - English and Maths 9-5 (Key Stage 4)

Arab Community

\*Attainment Data is not available for **2020 and 2021** due to COVID-19's impact on assessments.



\*Attainment Data is not available for **2020 and 2021** due to COVID-19's impact on assessments.



Female




Qualification Attainment

Arab Community

Qualification Level	Level Details	Community	Sheffield
+ Level 1 and entry level qualifications	1 to 4 GCSEs grade A* to C	11.06%	9.52%
+ Level 2 qualifications	5 or more GCSEs (A* to C or 9 to 4)	8.46%	12.61%
+ Level 3 qualifications	2 or more A levels or VCEs	11.09%	17.60%
+ Level 4 qualifications or above	degree (BA	35.59%	33.97%
+ No qualifications		25.34%	21.01%
+ Other	apprenticeships	8.46%	5.28%

Male



Qualification Attainment

Arab Community

Qualification Level	Details	Community	Sheffield
+ Level 1 and entry level qualifications	1 to 4 GCSEs grade A* to C	9.87%	8.63%
+ Level 2 qualifications	5 or more GCSEs (A* to C or 9 to 4)	9.23%	10.84%
+ Level 3 qualifications	2 or more A levels or VCEs	13.18%	19.58%
+ Level 4 qualifications or above	degree (BA	37.91%	32.71%
+ No qualifications		23.15%	17.67%
+ Other	apprenticeships	6.66%	10.57%

NEET 16-17 year olds (Not in Employment, Education, or Training)

Arab Community

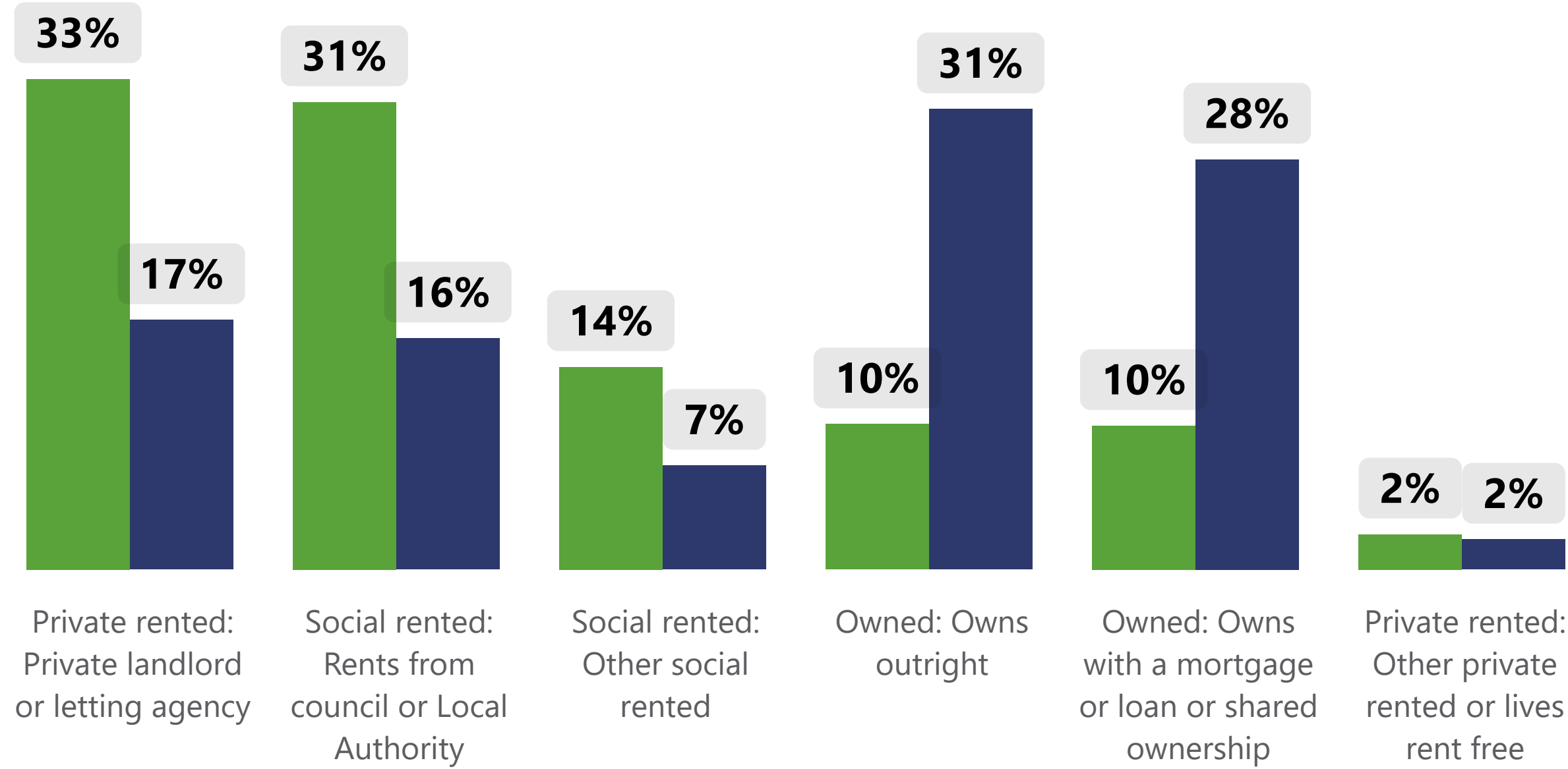
Unfortunately this data is not available for this community

# Housing - Arab Community

## Household Tenure

Arab Community

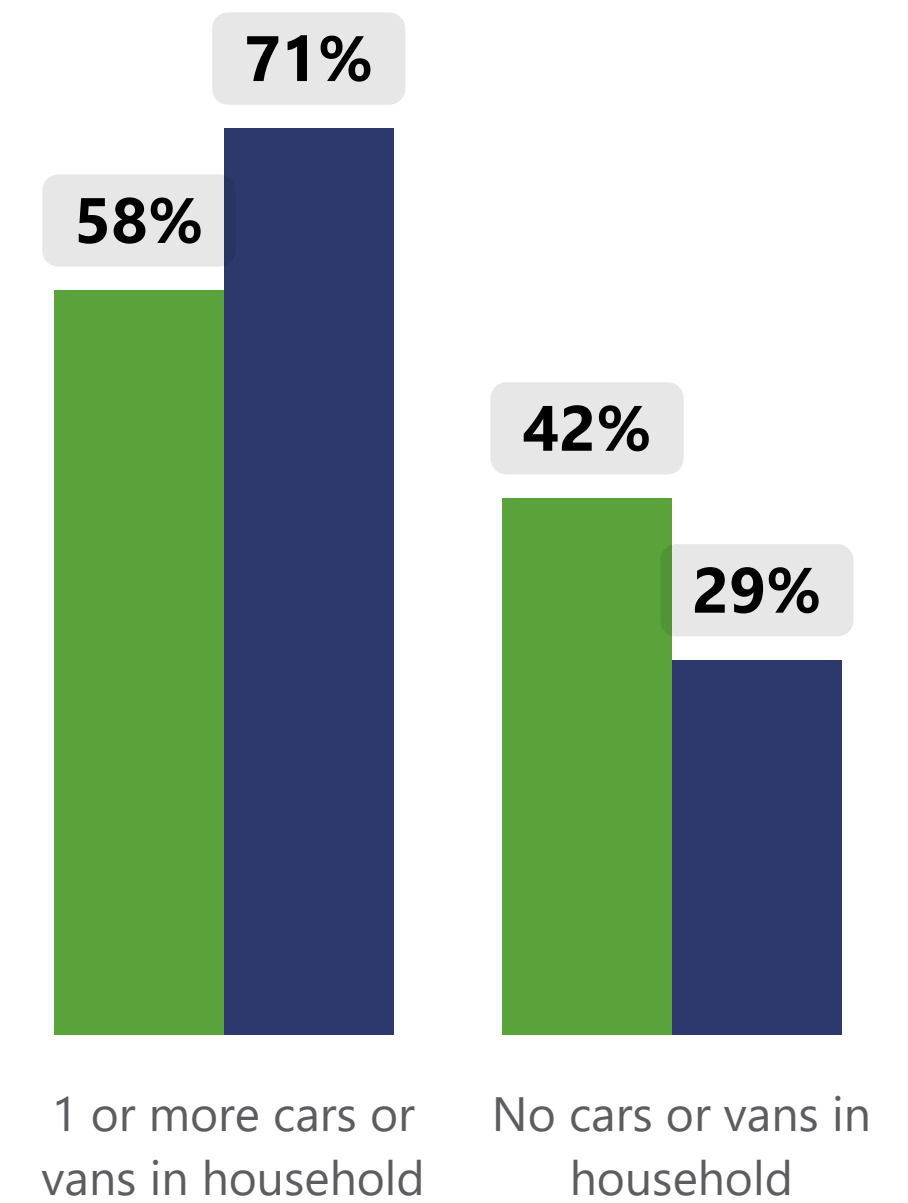
● Community ● Sheffield



## Car or Van Availability

Arab Community

● Community ● Sheffield



## Household Occupancy Rating for Bedrooms

Rating	Community	Sheffield
-2 or less	3%	1%
-1	13%	3%
0	50%	28%
+1	22%	33%
+2 or more	11%	36%

Whether a household's accommodation is overcrowded, ideally occupied, or under-occupied. This is calculated by comparing the number of bedrooms the household requires to the number of available bedrooms.

- \* -1 or less implies that a household's accommodation has fewer bedrooms than required (overcrowded)
- \* +1 or more implies that a household's accommodation has more bedrooms than required (under-occupied)
- \* 0 suggests that a household that a household's accommodation has an ideal number of bedrooms.

To find out more details refer to the Info icon (bottom left of this page) and see the Occupancy Rating for Bedrooms variable.



# Deprivation - Arab Community

## Arab Community

All Households Deprived Households

**2,697** **1,747**

- Deprived In One Dimension **50.9%**
- Deprived In Two Dimensions **32.1%**
- Deprived In Three Dimensions **15.7%**
- Deprived In Four Dimensions **1.3%**

## Sheffield

All Households Deprived Households

**231,946** **126,709**

- Deprived In One Dimension **62.2%**
- Deprived In Two Dimensions **28.9%**
- Deprived In Three Dimensions **8.3%**
- Deprived In Four Dimensions **0.5%**

### Household Deprivation Dimensions

Arab Community

Sheffield

**24.3%** **7.5%**

#### Housing

A household is classified as deprived in the housing dimension if the household's accommodation is either overcrowded, in a shared dwelling, or has no central heating.

Arab Community

Sheffield

**23.0%** **12.9%**

#### Employment

A household is classified as deprived in the employment dimension if any member, not a full-time student, is either unemployed or economically inactive due to long-term sickness or disability.

Arab Community

Sheffield

**25.0%** **23.5%**

#### Education

A household is classified as deprived in the education dimension if no one has at least a level 2 education and no one aged 16 to 18 years is a full-time student.

Arab Community

Sheffield

**36.2%** **36.5%**

#### Health & Disability

A household is classified as deprived in the health dimension if any person in the household has general health that is bad or very bad or is identified as disabled.

People who have assessed their day-to-day activities as limited by long-term physical or mental health conditions or illnesses are considered disabled. This definition of a disabled person meets the harmonised standard for measuring disability and is in line with the Equality Act (2010).