

Cost of Living Dashboard



Introduction

A local data and intelligence dashboard has been created to provide an evidence base for Sheffield's cost-of-living response. It is made up of three main sections:

Context - a combination of national and local data that illustrates some of the factors that have created the conditions for the crisis

Impacts - looks at areas that would be expected to be affected by the crisis, including homelessness, food poverty, SCC Rent Arrears and crime

Types of Support - considers the demand for support from the council and its partners, including data from Sheffield Citizens Advice and Household Support Fund

The dashboard has Sheffield-specific data where possible, with national datasets used where local data is not available.

CONTENTS

COST OF LIVING CONTEXT

Prices and Wages

Energy Costs

Housing Costs

Housing Conditions

Benefit Claimants

IMPACTS

Homelessness

Food Poverty

Council Housing Rent Arrears

Community & Crime

Housing Evictions

Businesses

TYPES OF SUPPORT

GENERAL COST OF LIVING

Use of Council Services

NeighbourGood Postcard

Welcome Places Map

CITIZENS ADVICE DATA

Sheffield Citizens Advice Issues

COUNCIL HARDSHIP SCHEMES

HSF and LAS Overview

Hardship Support Detail

Income Maximisation

Energy Grant

COST OF LIVING CONTEXT

COST OF LIVING CONTEXT

This section shows the overall issues the city is facing in terms of the cost-of-living crisis.

Prices and Wages - provides an overview of annual Consumer Price Index inflation rate changes, with additional detail on the cost of food. There is also a comparison of the wage growth alongside an index of inflation to illustrate the extent to which wages are keeping pace with rising prices.

Energy Costs - highlights the price increases experienced over time, the price cap changes and the impact of the Government's price cap intervention.

Housing Costs - gives a top-level view of housing costs for mortgage and rental rates over time.

Housing Conditions - focuses on Private Sector Housing. The data here comes from a survey carried out every five years and gives us an overall snapshot of fuel poverty and property disrepair across the city.

Benefit Claimants - provides context around some of the benefits information in the city to give a picture of the number of people accessing the welfare system. Included in this is Universal Credit (UC) and Pension Credit data. Note that benefit claimant data comes with significant caveats. For example:

- the increase in UC claimants will reflect both people newly entering the welfare system as well as people on legacy benefits (not shown on these charts) moving to UC.
- Pension Credit is useful for reflecting the level of financial need amongst older people in Sheffield, however it is likely that there are significant numbers of people who are eligible that do not claim what they are entitled to, due to a lack of awareness or perhaps the stigma associated with receiving welfare support.

[GO TO DATA](#)

COST OF LIVING CONTEXT

IMPACTS

GENERAL COST OF...

CITIZENS ADVICE DATA

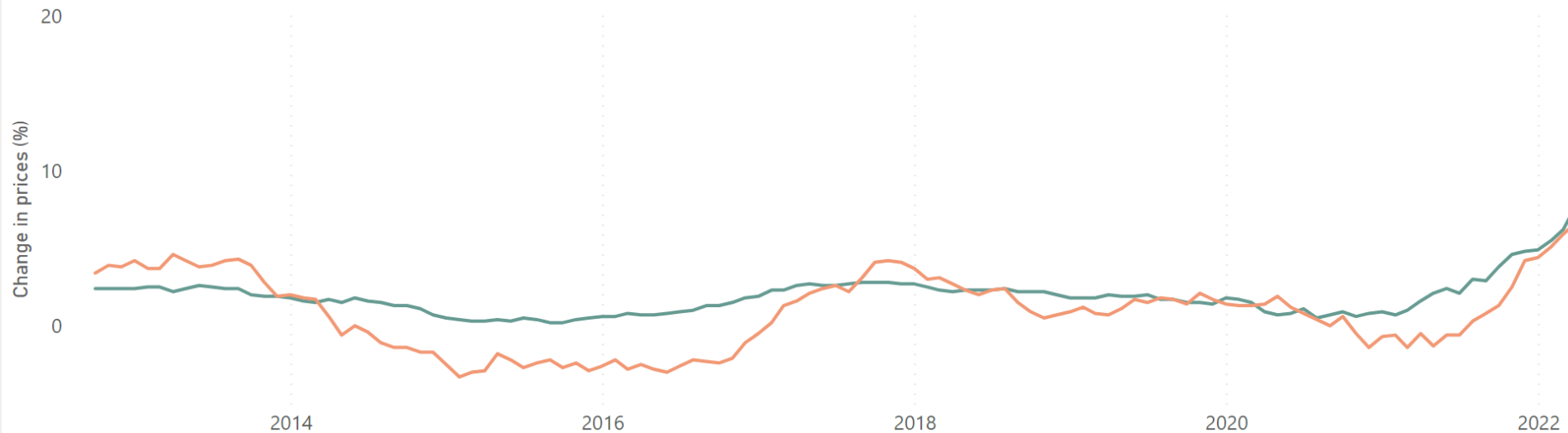
COUNCIL HARDSHIP...

CONTENTS PAGE

TYPES OF SUPPORT

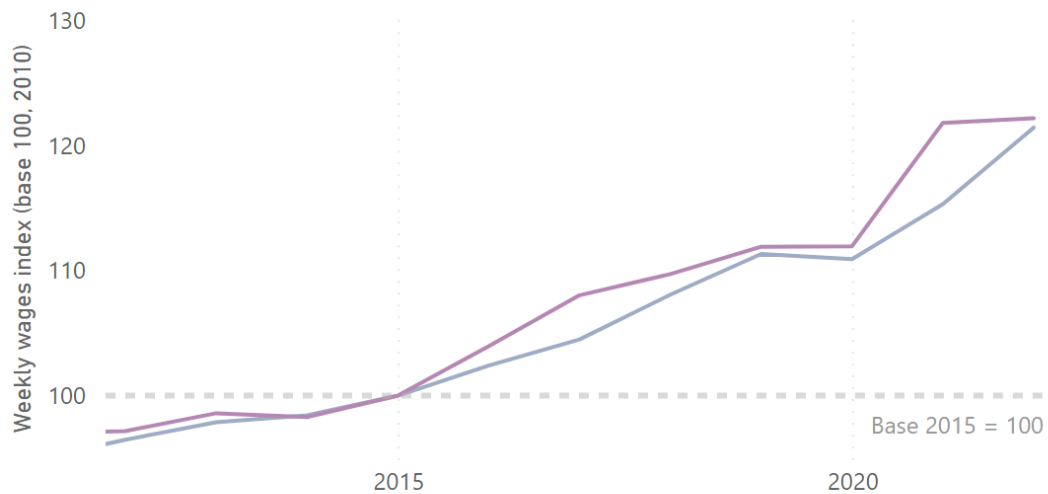
Annual CPIH inflation rates, UK

All Food and non-alcoholic beverages



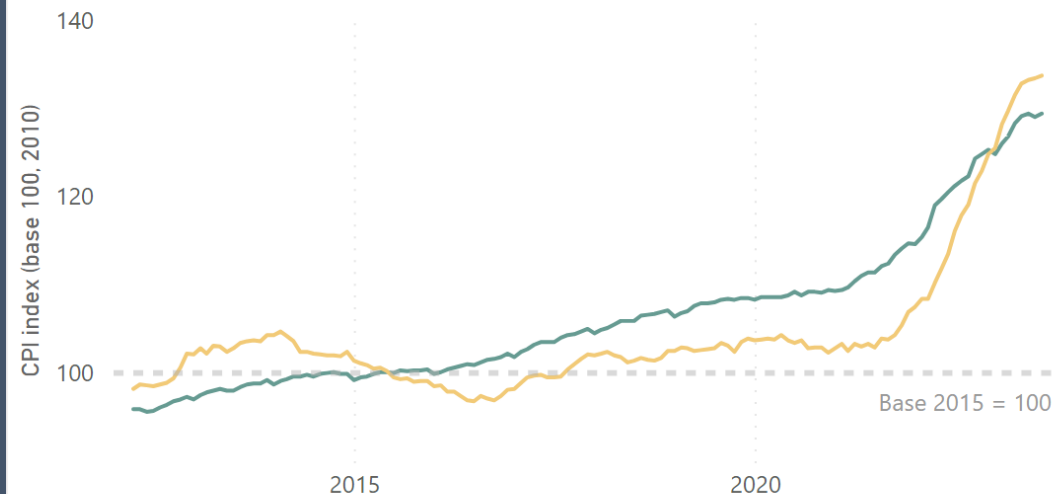
Weekly wages (gross) index, fulltime workers, base (100) 2015

England Sheffield



Monthly CPI Index, base (100) 2015

All items Food



COST OF LIVING CONTEXT

IMPACTS

GENERAL COST OF...

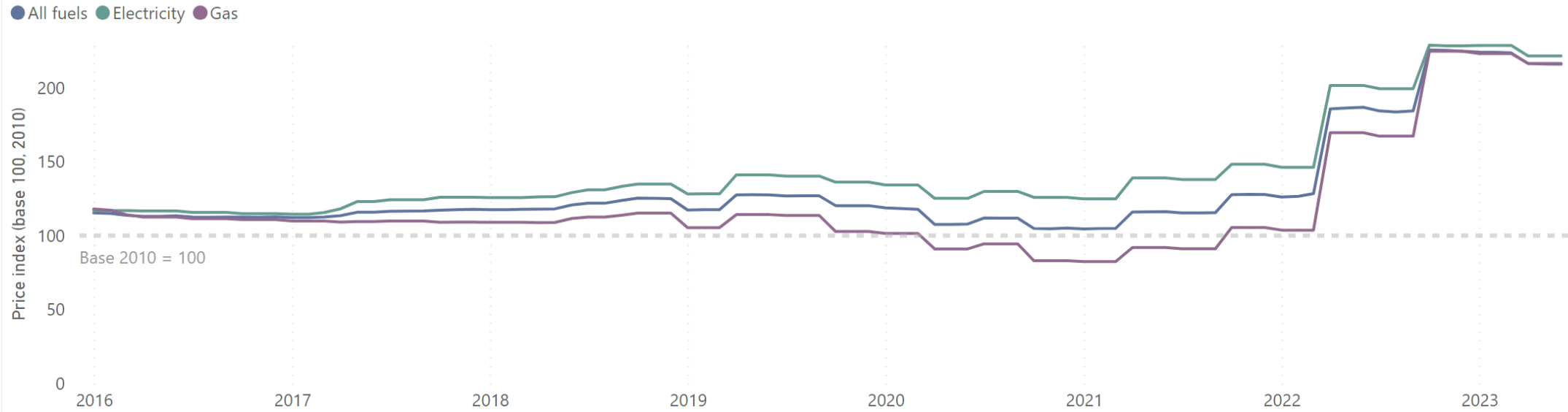
CITIZENS ADVICE DATA

COUNCIL HARDSHIP...

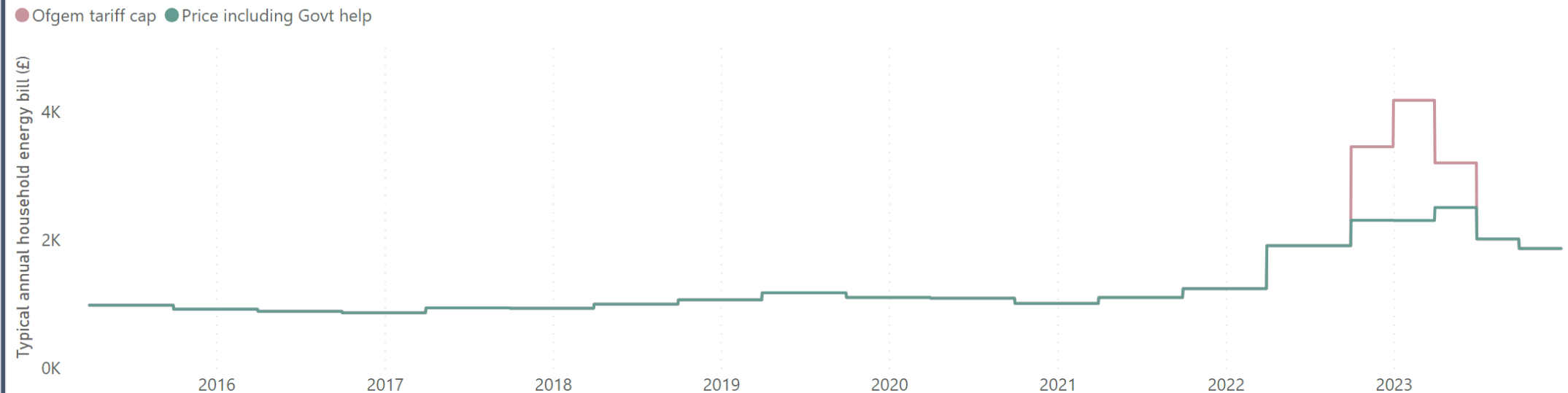
CONTENTS PAGE

TYPES OF SUPPORT

Real (GDP adjusted) price indices for domestic fuels



Typical dual-fuel energy bill based on the default tariff cap level, Yorkshire



COST OF LIVING CONTEXT

IMPACTS

GENERAL COST OF...

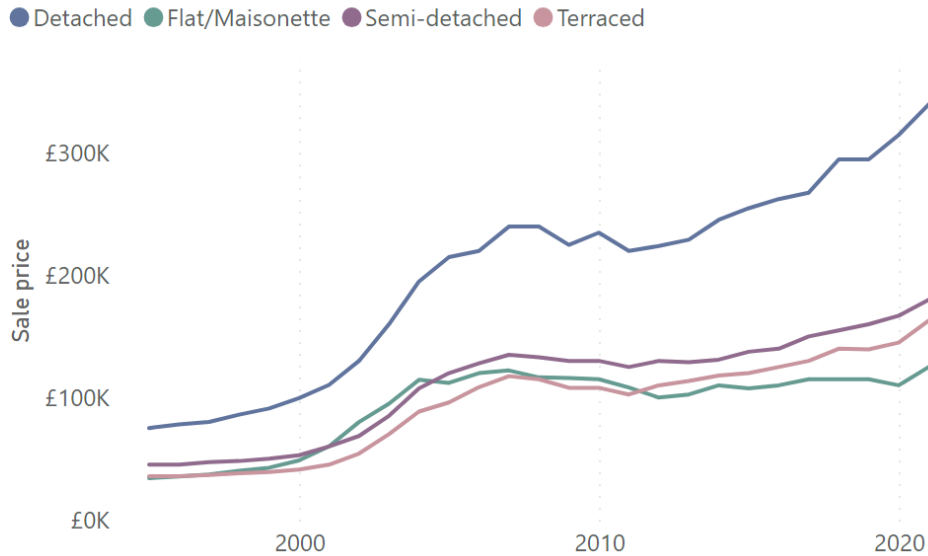
TYPES OF SUPPORT

CITIZENS ADVICE DATA

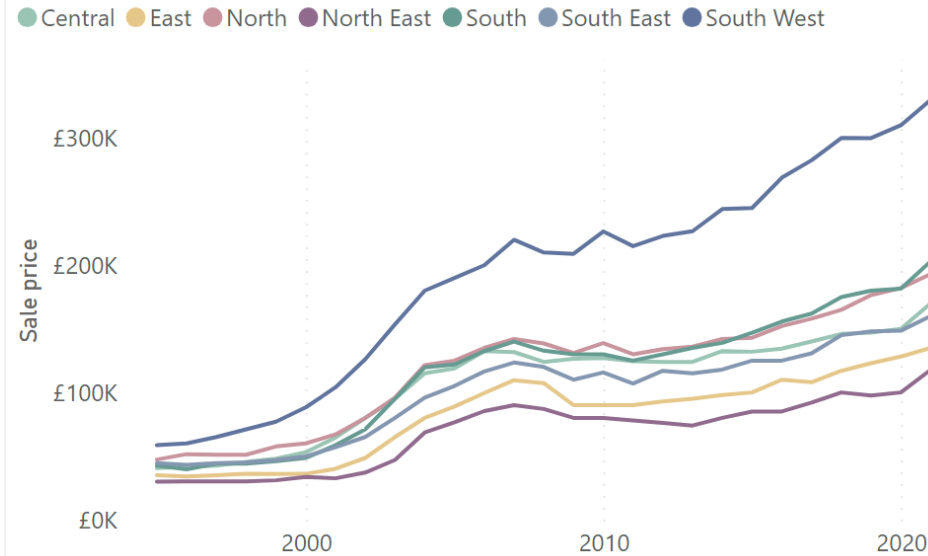
COUNCIL HARDSHIP...

CONTENTS PAGE

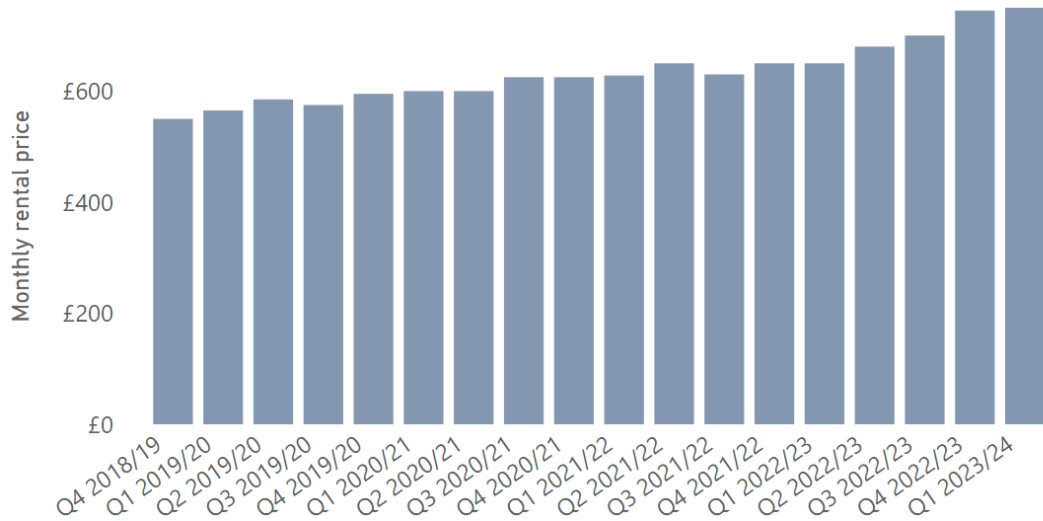
Median Sheffield House Price, by Property Type



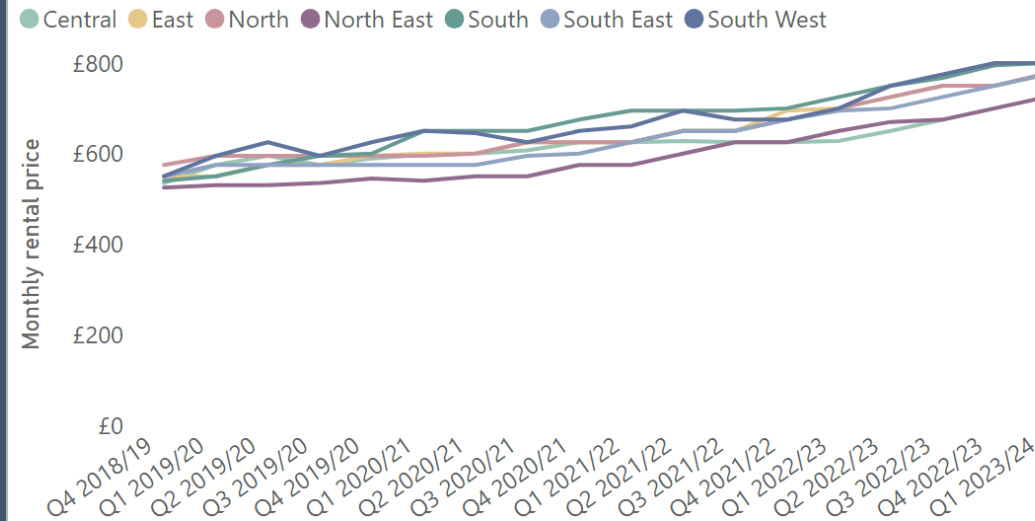
Median House Price, by Local Area Committee



Rental Price, 12-month Rolling Median



Rental Price, 12-month Rolling Median, by Local Area Committee



COST OF LIVING
CONTEXT

Data from the BRE Private Sector Housing Stock Condition Database, 2022

IMPACTS

GENERAL
COST OF...

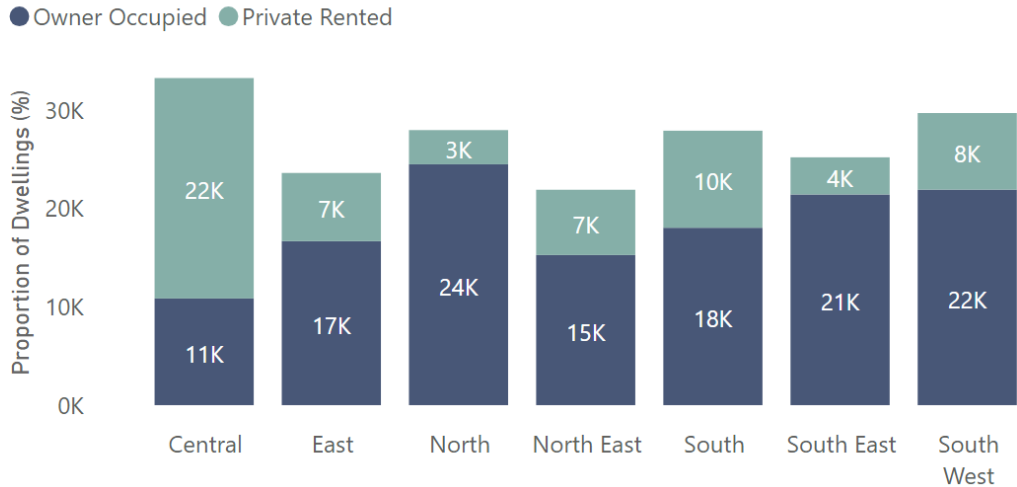
TYPES OF SUPPORT

CITIZENS
ADVICE DATA

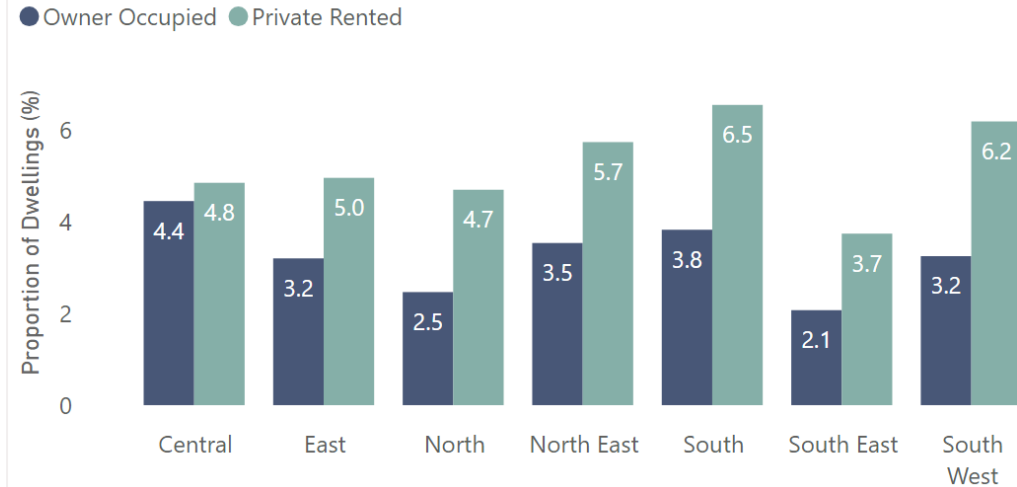
COUNCIL
HARDSHIP...

CONTENTS
PAGE

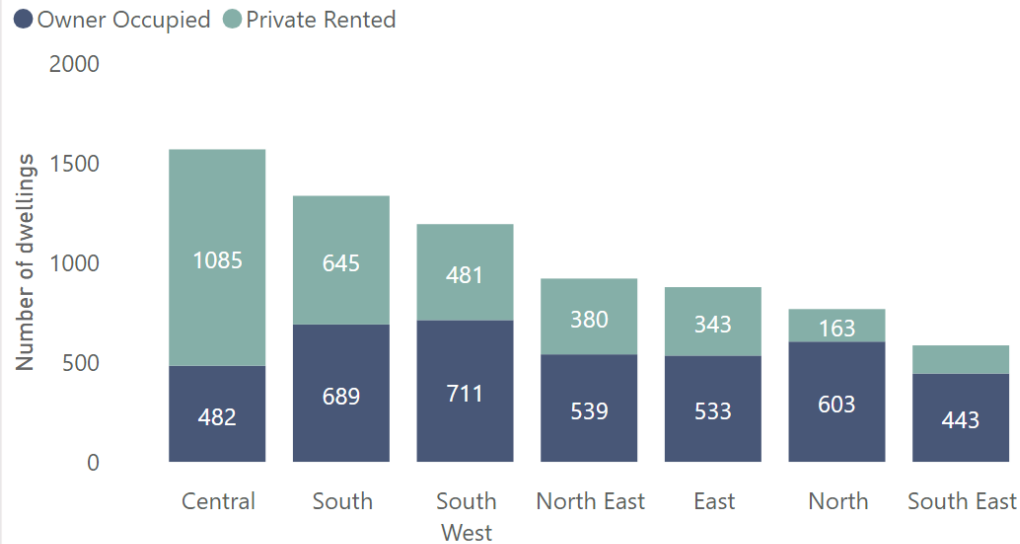
Number of Private Dwellings in Fuel Poverty, by Local Area Committee



Proportion of Private Dwellings in Fuel Poverty, by Local Area Committee



Number of Private Dwellings in Disrepair, by Local Area Committee



Proportion of Private Dwellings in Disrepair, by Local Area Committee



COST OF LIVING CONTEXT

IMPACTS

GENERAL COST OF...

TYPES OF SUPPORT

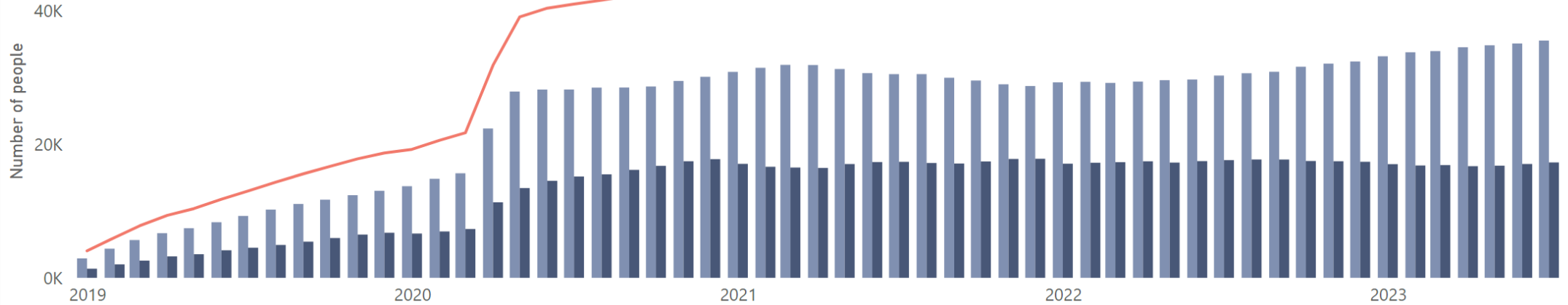
CITIZENS ADVICE DATA

COUNCIL HARDSHIP...

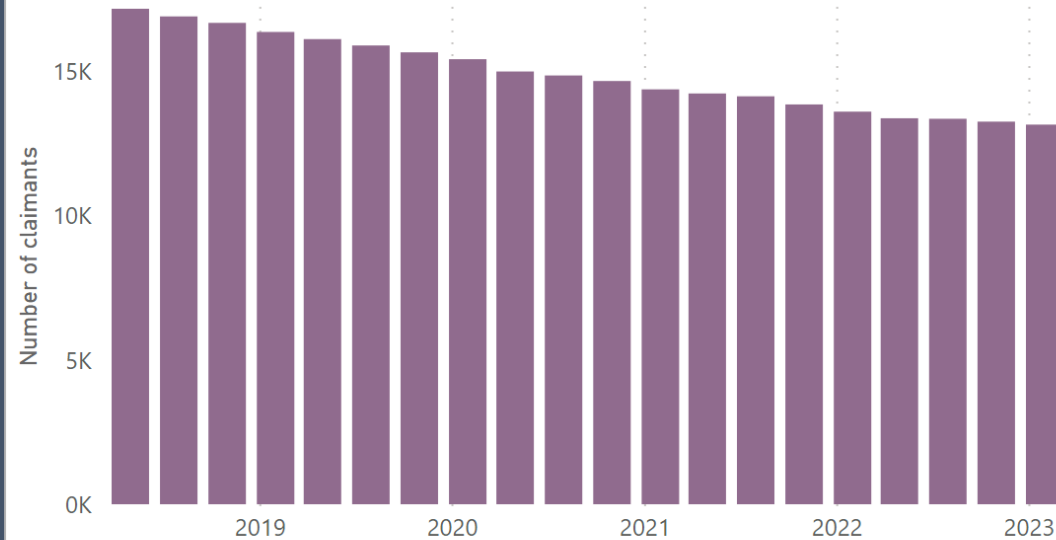
CONTENTS PAGE

Universal Credit Claimants, by Employment Status

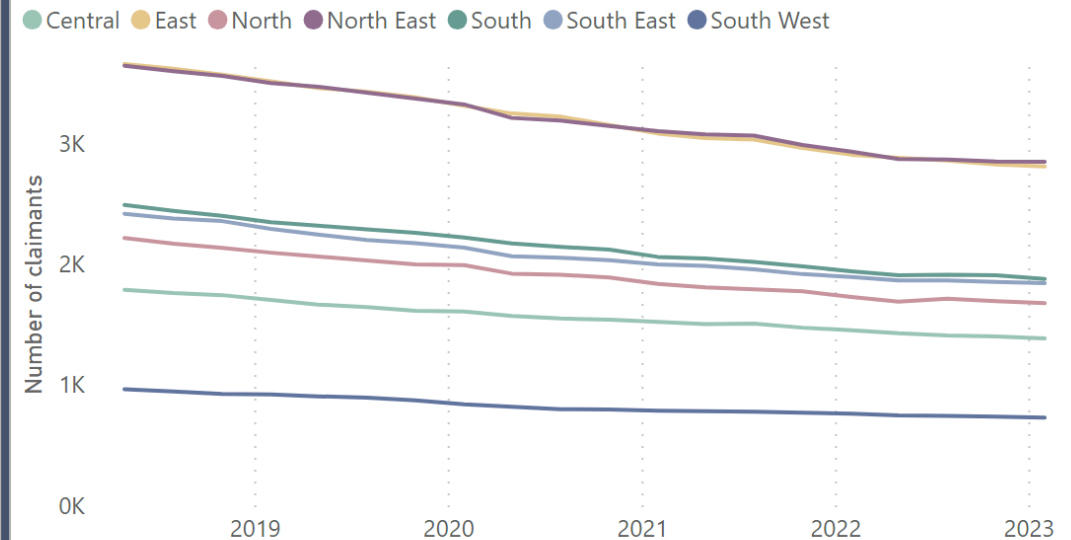
● Not in employment ● In employment ● Total



Pension Credit Claimants in Sheffield



Pension Credit Claimants, by Local Area Committee



IMPACTS

IMPACTS

This section is designed to give a picture of the likely impacts of the cost of living crisis within the city. Each tab looks at a different area of concern:

Homelessness - becoming homeless is a real risk of the cost-of-living crisis, especially for the most vulnerable in society. These metrics have been included to give a full understanding of the situation in our city. Here we look at the number of people presenting as homeless, including by household composition and by ethnicity. It should be noted that changes in homelessness can be impacted by a number of factors, not just this crisis.

Food Poverty - The cost of food is increasingly a stressor for residents during this crisis. The data within this area gives an overall picture of food insecurity using both national survey data and some limited data from local food banks. The city's food banks measure their parcels/clients differently, for this reason we have included Trussell Trust food banks as a larger source of consistent data. Broadly, this comprises over half the food banks open in the city but is not exclusive with many independent food banks providing a valuable service to residents in crisis.

SCC Rent Arrears – here we have detailed, up-to-date data looking at the latest information relating to Council Housing tenants who are in arrears on their rent. It should be noted that it only covers one type of tenure in the city. Rent arrears is likely to be similar for other social-rented tenants but much higher for private-rented tenants, whose rents are higher and whose landlords do not have the same levels of support that the Council can provide to its tenants.

Community & Crime - As the Cost-of-Living increases, there are concerns that this could also lead to an increase in levels of crime, particular acquisitive crime and domestic abuse. To highlight this, we have included relevant metrics, however, although crime statistics can reflect real trends, these are heavily dependent on attitudes and practices relating to reporting and recording particular offences.

Housing Evictions - An overview of eviction and possession data for mortgages, private landlords and council housing.

Businesses - As a city, Sheffield has a high proportion of small and medium-sized businesses, and increased costs are having an impact here too. The data looks at the number of new businesses opening against business closures.

[GO TO DATA](#)

COST OF LIVING
CONTEXT

IMPACTS

GENERAL
COST OF...

TYPES OF SUPPORT

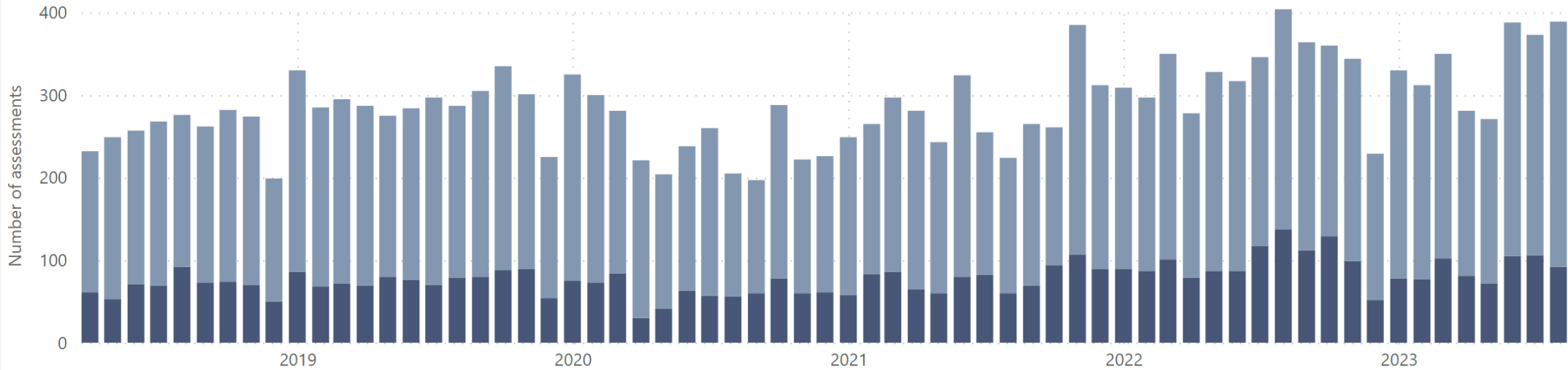
CITIZENS
ADVICE DATA

COUNCIL
HARDSHIP...

CONTENTS
PAGE

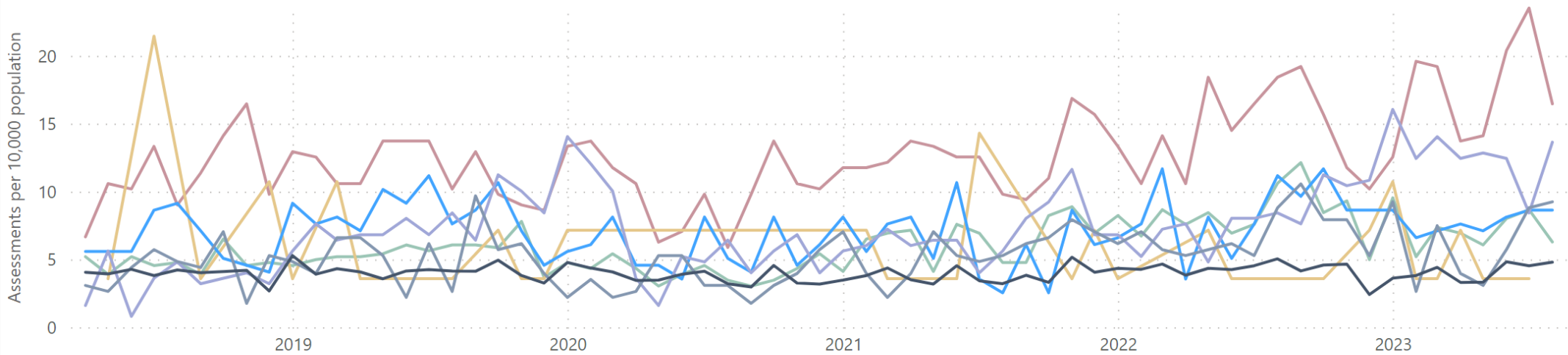
Number of homelessness assessments, by household composition

● Households with dependent children ● Other households



Number of homelessness assessments per 10,000 population, by ethnicity

● Asian or Asian British ● Black or Black British ● Gypsy, Romany, Irish Traveller ● Mixed ● Other Ethnic Origin ● Other White ● White British



Homelessness

Food Poverty

SCC Rent Arrears

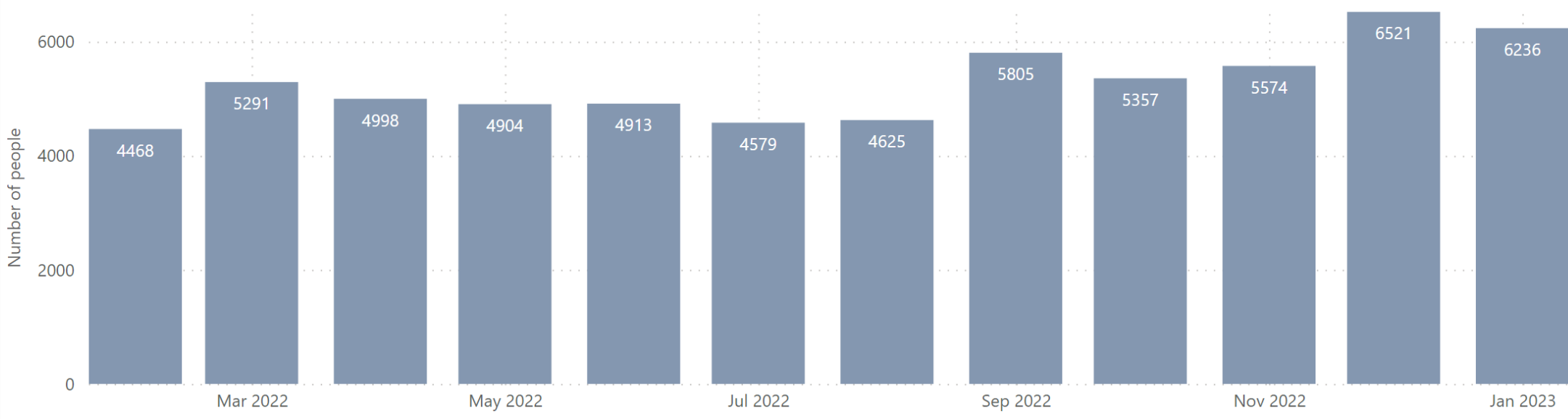
Community & Crime

Housing Evictions

Businesses

COST OF LIVING
CONTEXT

Number of people supported with food parcels from Trussell Trust Food Banks



IMPACTS

GENERAL
COST OF...

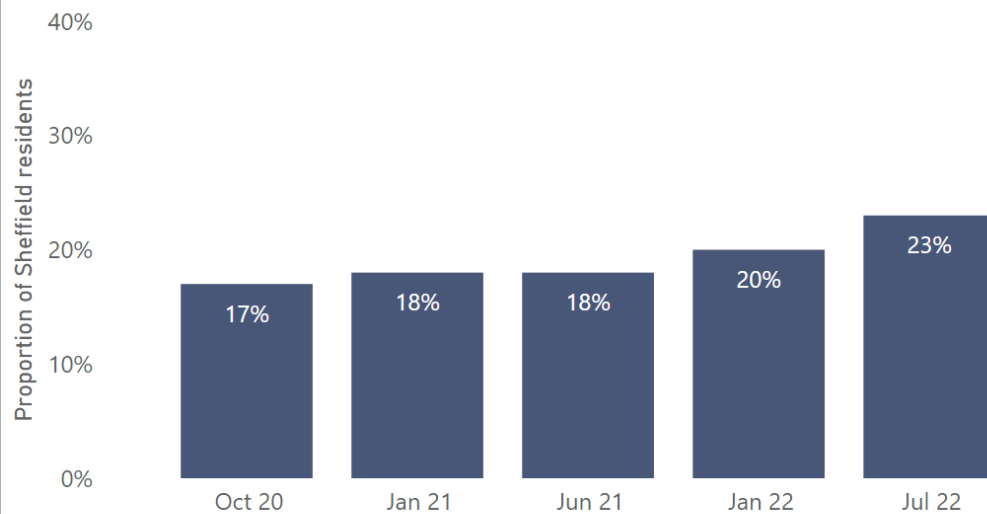
CITIZENS
ADVICE DATA

COUNCIL
HARDSHIP...

CONTENTS
PAGE

TYPES OF SUPPORT

Estimated proportion of Sheffield residents who are food insecure (based on national survey data)



COST OF LIVING
CONTEXT

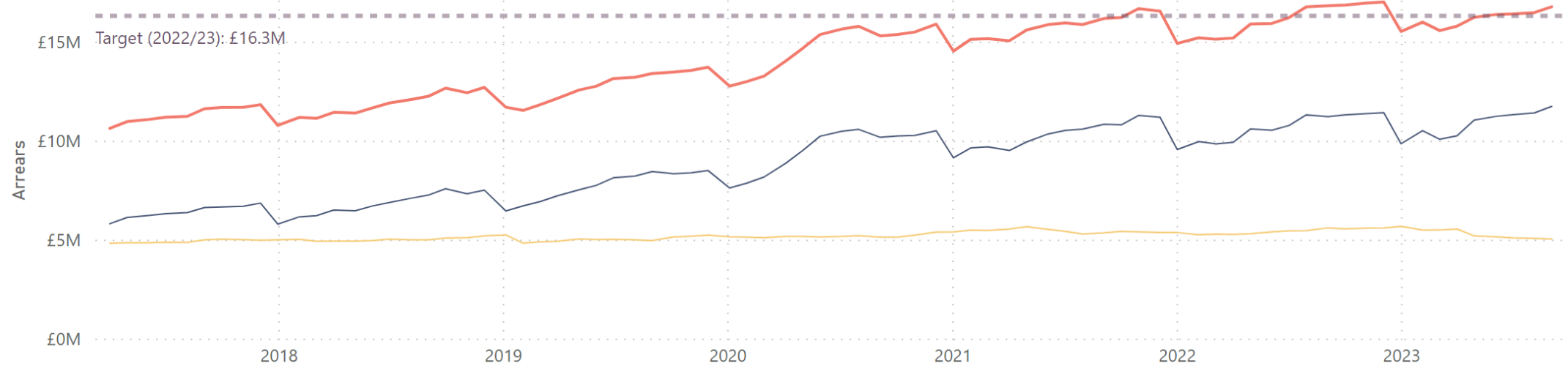
IMPACTS

TYPES OF SUPPORT

GENERAL
COST OF...CITIZENS
ADVICE DATACOUNCIL
HARDSHIP...CONTENTS
PAGE

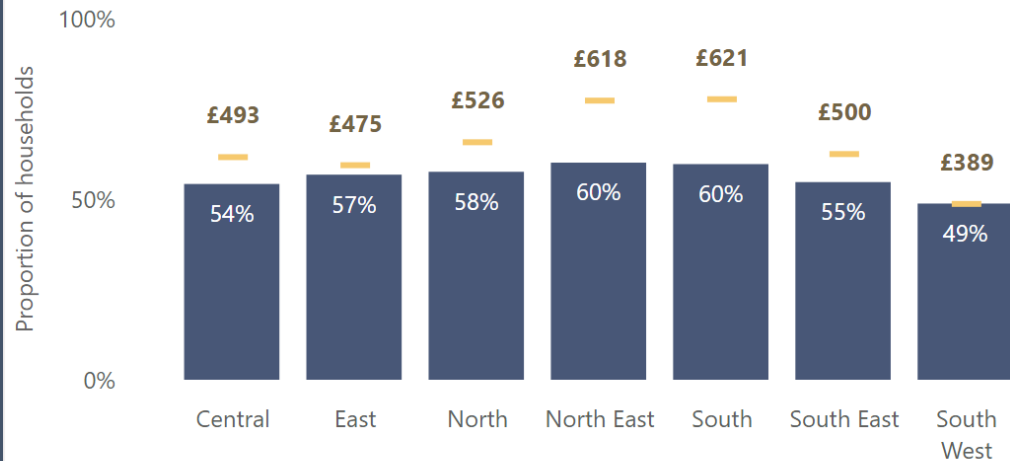
Rent arrears for council tenants

● Former tenants ● Current tenants ● Total



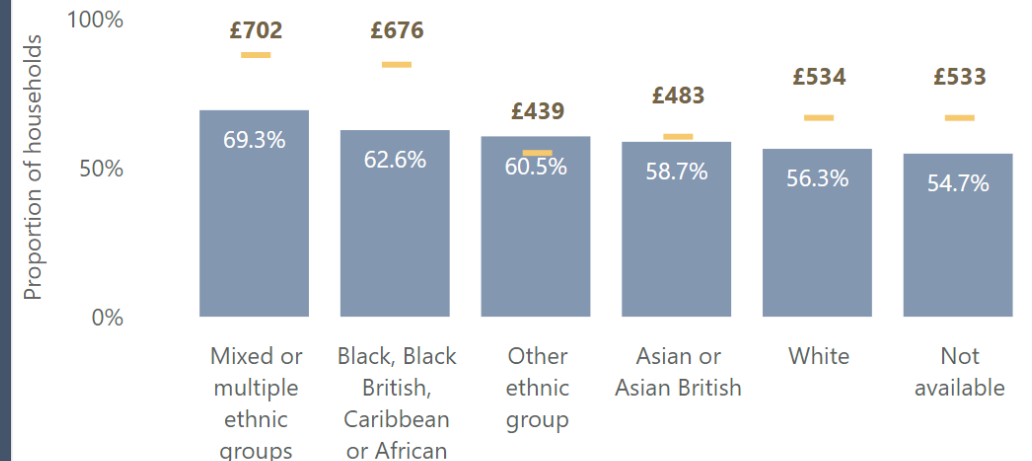
Average rent arrears per household in arrears as of Aug 23, by Local Area Committee

● % households in arrears — Average arrears per household in arrears



Average rent arrears per household in arrears as of Aug 23, by primary ethnic group

● % households in arrears — Average arrears per household in arrears



Homelessness

Food Poverty

SCC Rent Arrears

Community & Crime

Housing Evictions

Businesses

COST OF LIVING
CONTEXT

IMPACTS

GENERAL
COST OF...

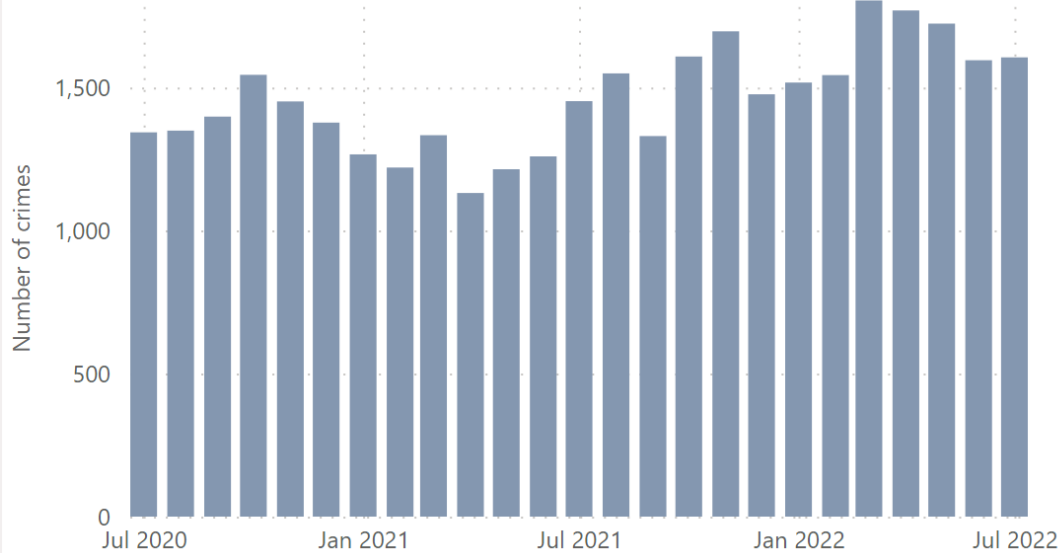
TYPES OF SUPPORT

CITIZENS
ADVICE DATA

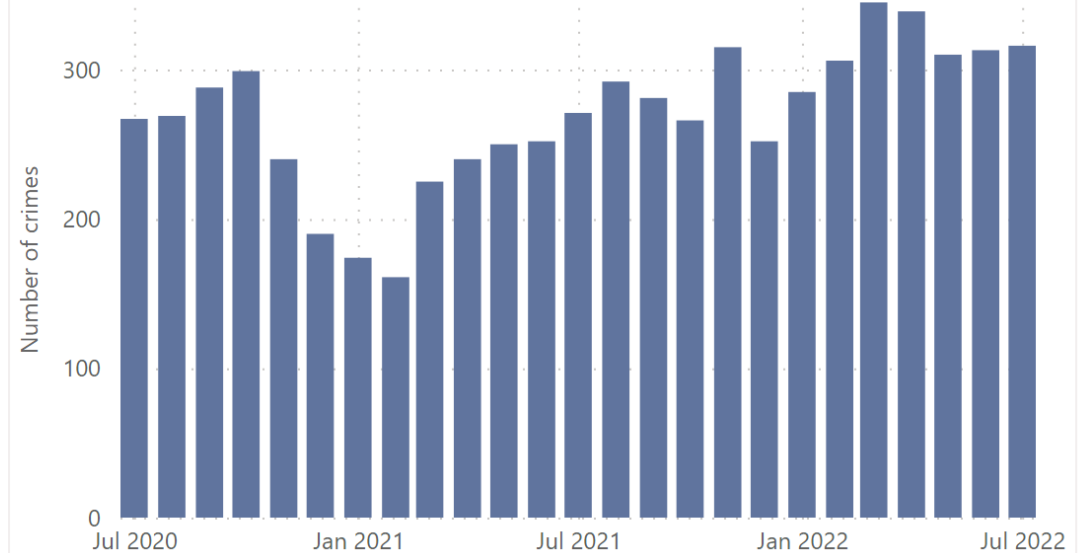
COUNCIL
HARDSHIP...

CONTENTS
PAGE

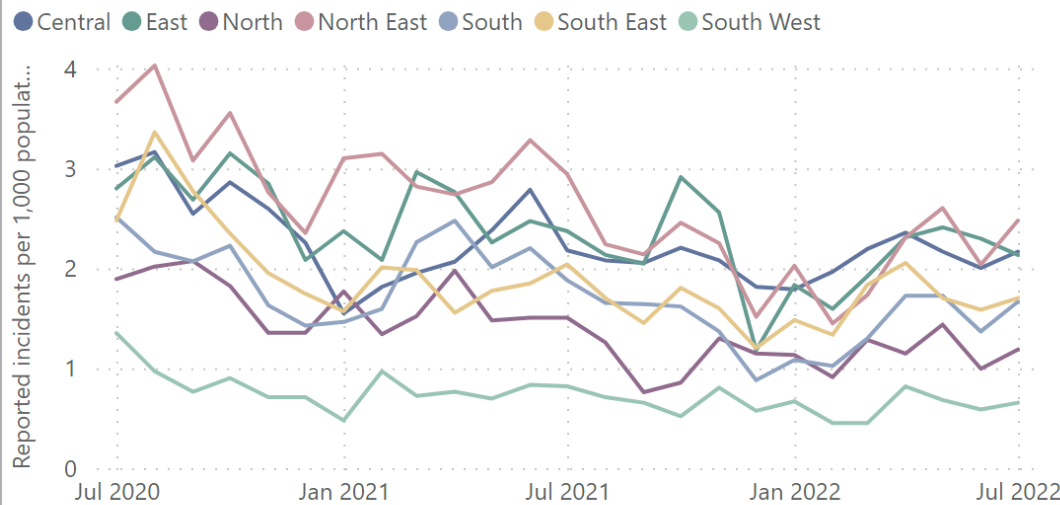
Reported acquisitive crimes in Sheffield



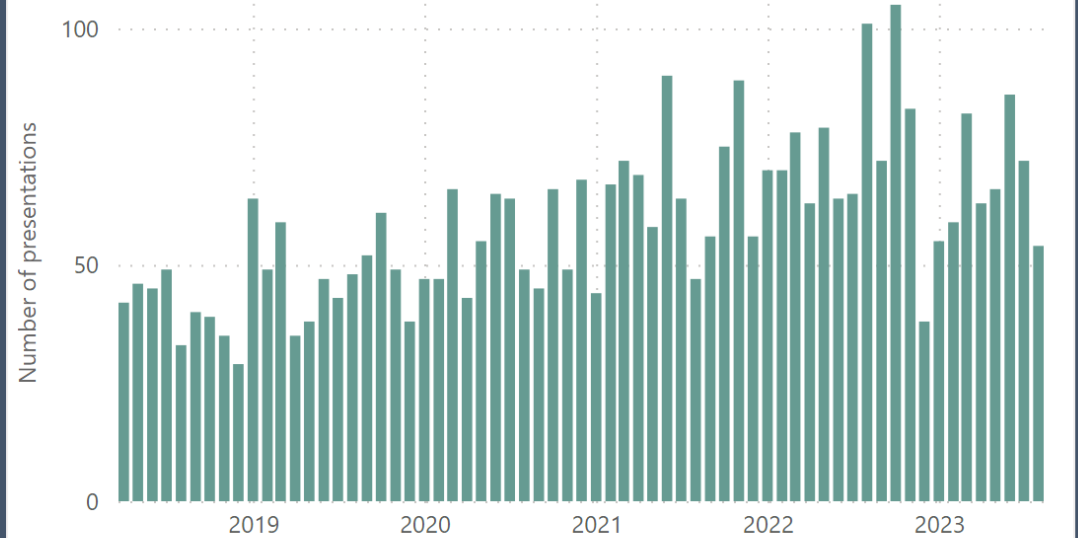
Reported instances of shoplifting in Sheffield



Reported instances of anti-social behaviour per 1,000 population, by Local Area Committee



Homelessness presentations where domestic abuse is settled home loss reason



Homelessness

Food Poverty

SCC Rent Arrears

Community & Crime

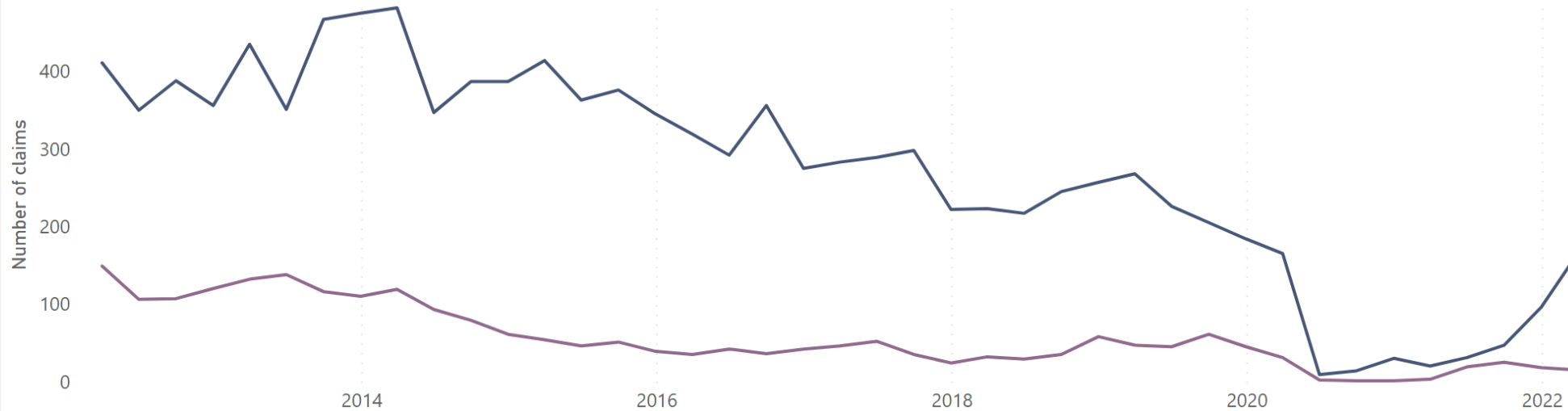
Housing Evictions

Businesses

COST OF LIVING CONTEXT

Monthly mortgage and landlord possession claims

Landlord Mortgage



IMPACTS

GENERAL COST OF...

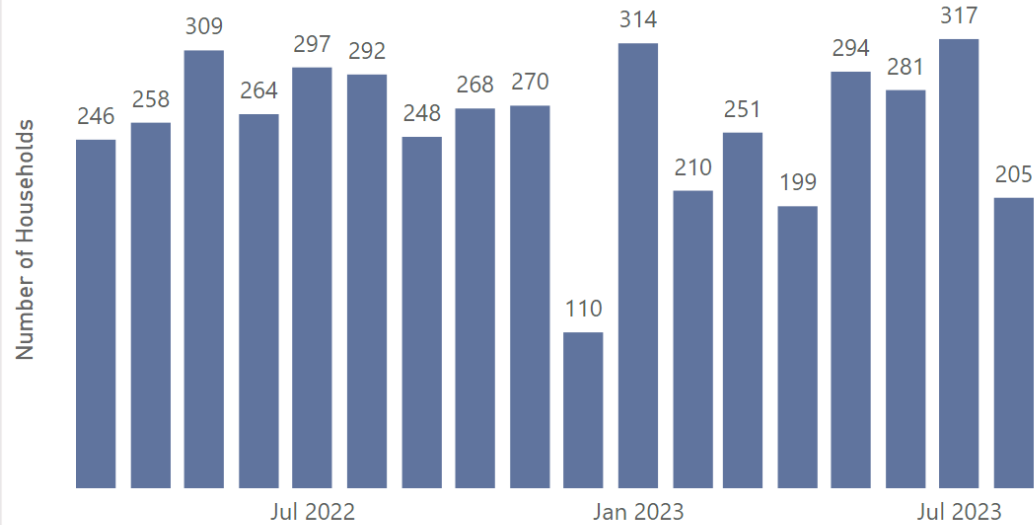
TYPES OF SUPPORT

CITIZENS ADVICE DATA

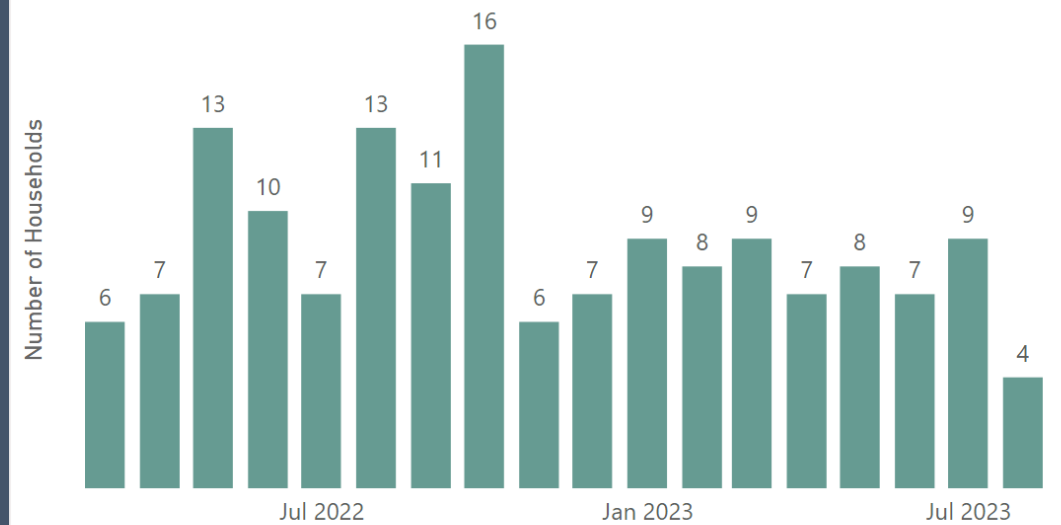
COUNCIL HARDSHIP...

CONTENTS PAGE

Council Housing: Number of Notices Seeking Possession



Council Housing: Number of Evictions



Homelessness

Food Poverty

SCC Rent Arrears

Community & Crime

Housing Evictions

Businesses

COST OF LIVING
CONTEXT

IMPACTS

GENERAL
COST OF...

TYPES OF SUPPORT

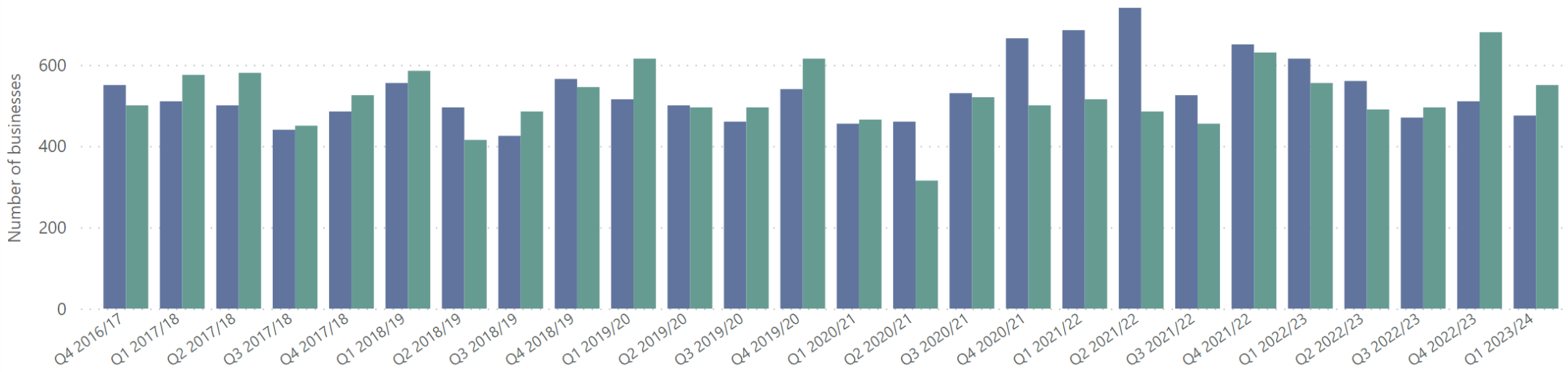
CITIZENS
ADVICE DATA

COUNCIL
HARDSHIP...

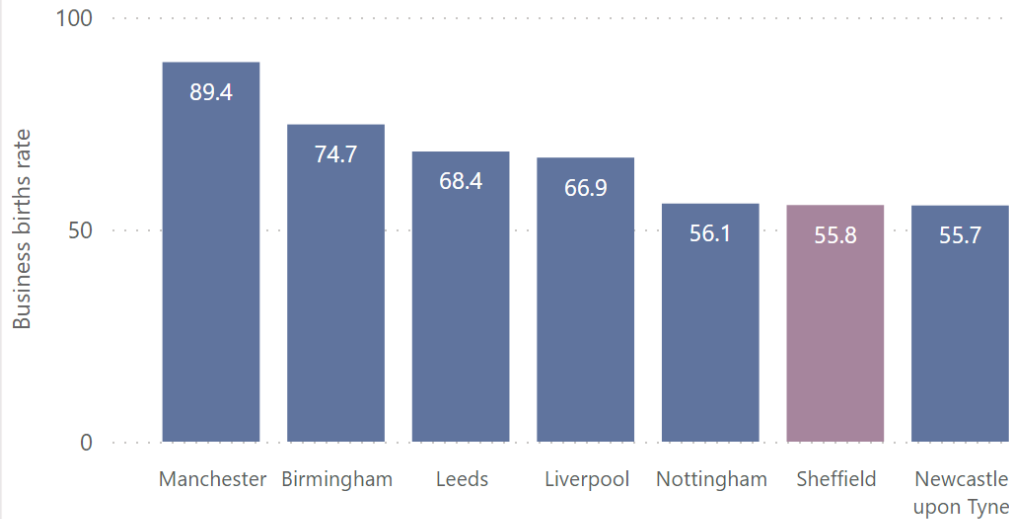
CONTENTS
PAGE

Number Business Births and Deaths in Sheffield

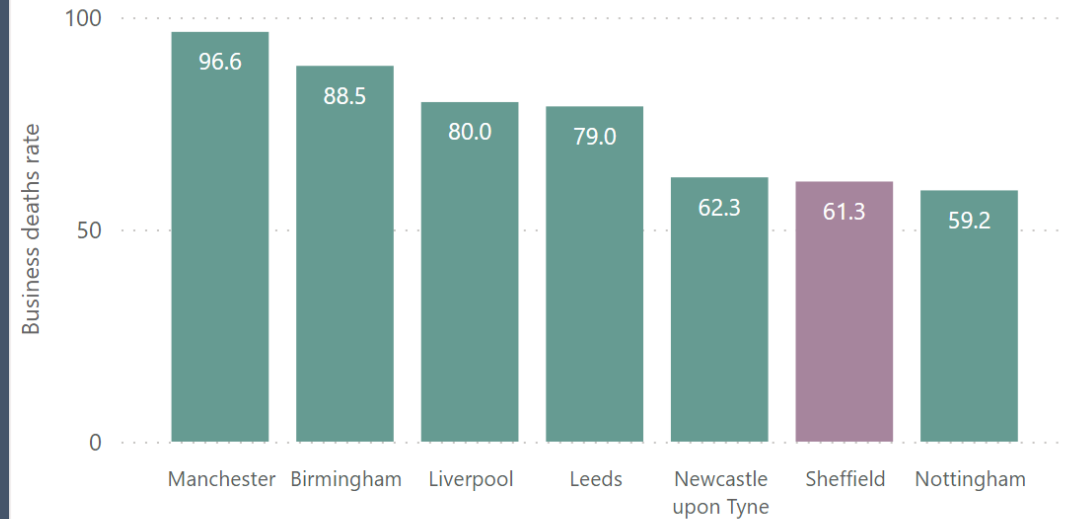
● Births ● Deaths



Number of Business Births in last four quarters (per 10,000 working age population), Core Cities



Number of Business Deaths in last four quarters (per 10,000 working age population), Core Cities



TYPES OF SUPPORT

TYPES OF SUPPORT

This section of the dashboard aims to give an understanding of the hardship and other forms of assistance available in the city for people in financial difficulty. It should be noted that this often cannot fully reflect the need for support as demand often outstrips supply, however, we can note some patterns that could help us understand the situation for different residents and to focus support most effectively.

General Cost of Living section has a series of the tabs that show the levels of interaction with websites and the SCC Community Support Helpline, as well as attempting to capture the use of 'Welcome Places' - a diverse network of organisations with different types of offers to suit their communities. We have included some information from SCC libraries as a proxy, however it can be difficult to unpick both trends after the pandemic and the differing uses of libraries. Locations for other types of Welcome Place's have been included via VAS data map link.

Citizens Advice Data section has locally available data from Citizens Advice Sheffield. Here it highlights the top issues people are seeking help with, and how this is playing out across the city. National Citizens Advice also have a useful data dashboard showing Cost of Living trends, much of which is reflected in Sheffield. Their dashboard can be found [here](#)

Council Hardship Schemes section provides information about financial support available from SCC, with a focus on the Household Support Fund , a DWP-funded scheme that provides support for essentials. Other types of support data included come from:

- Local Assistance Scheme crisis grants;
- Government-funded Energy Grants, administered by SCC;
- Council Tax Hardship Scheme and Discretionary Housing Payments, which help people with housing costs.

GO TO DATA

Use of Council Services

NeighbourGood Postcard

Welcome Places Map

COST OF LIVING
CONTEXT

IMPACTS

GENERAL
COST OF...

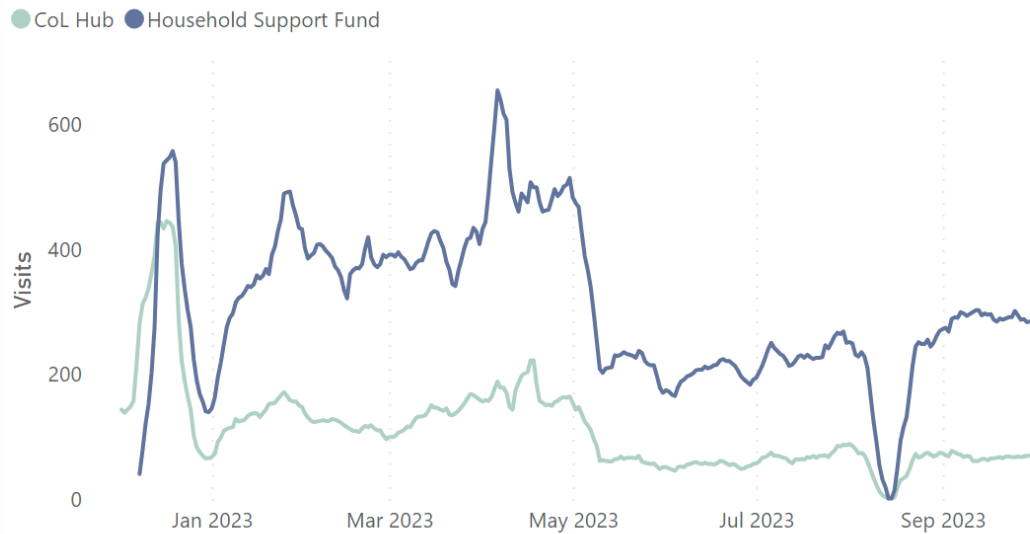
TYPES OF SUPPORT

CITIZENS
ADVICE DATA

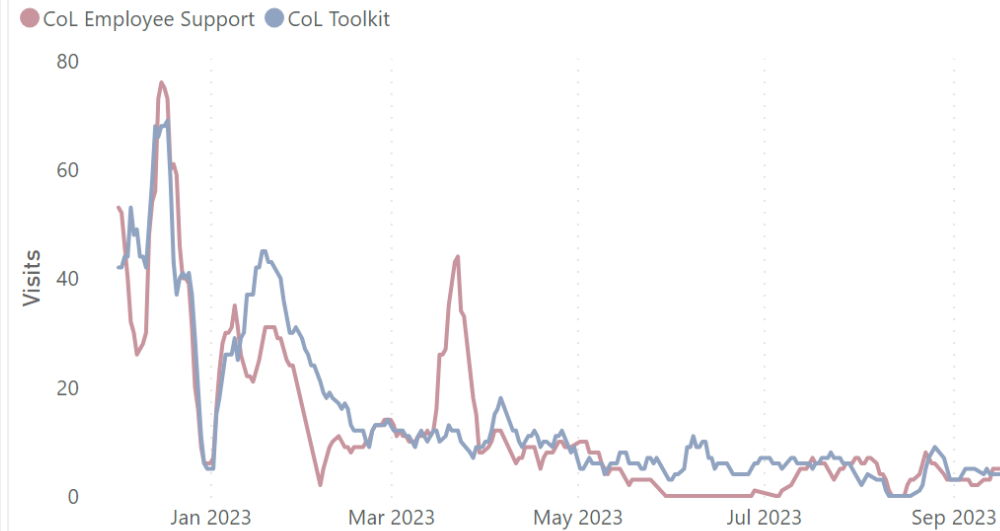
COUNCIL
HARDSHIP...

CONTENTS
PAGE

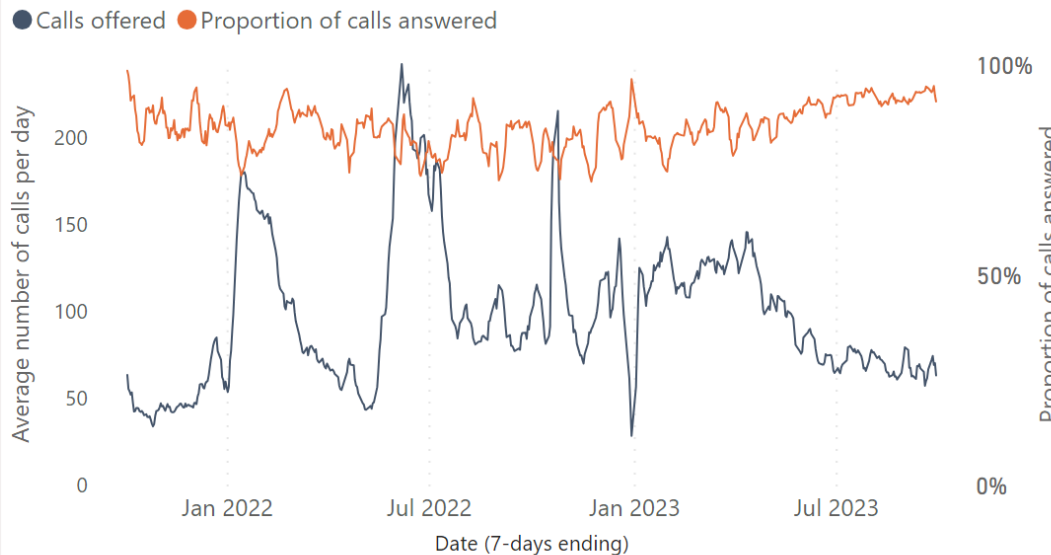
Visits to publicly available webpages - 7 day rolling average



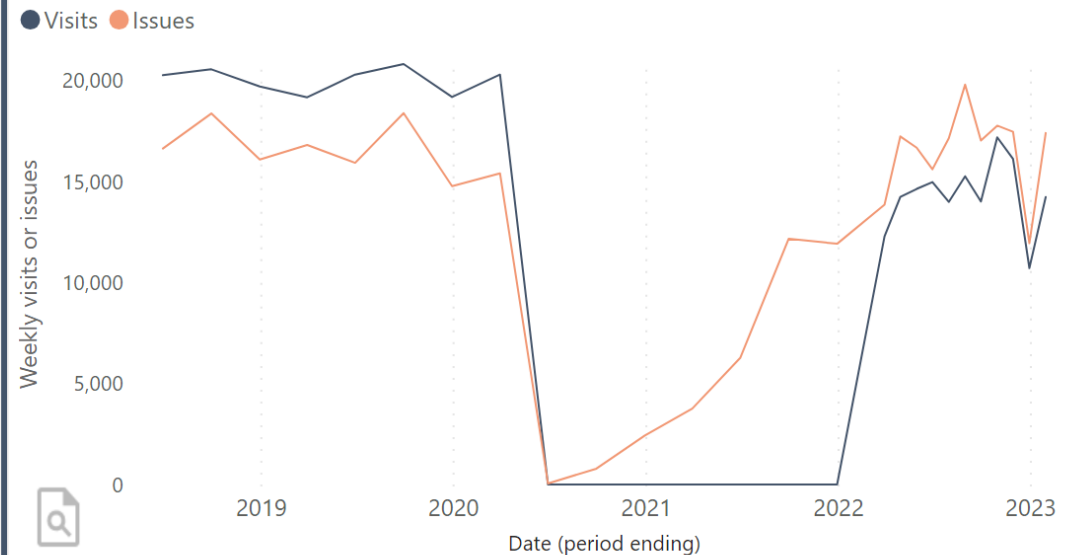
Visits to employee / front-line worker webpages - 7 day rolling average



Daily calls to Community Support Helpline - 7-day rolling average



Libraries: average number of visits and issues per week





Sheffield City Council Libraries

COST OF LIVING
CONTEXT

IMPACTS

GENERAL
COST OF...

TYPES OF SUPPORT

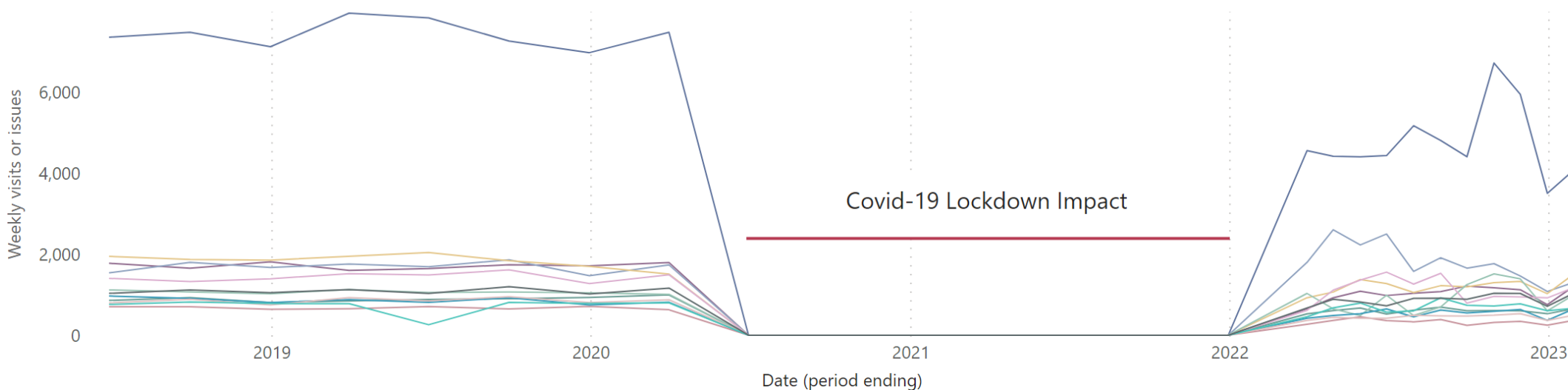
CITIZENS
ADVICE DATA

COUNCIL
HARDSHIP...

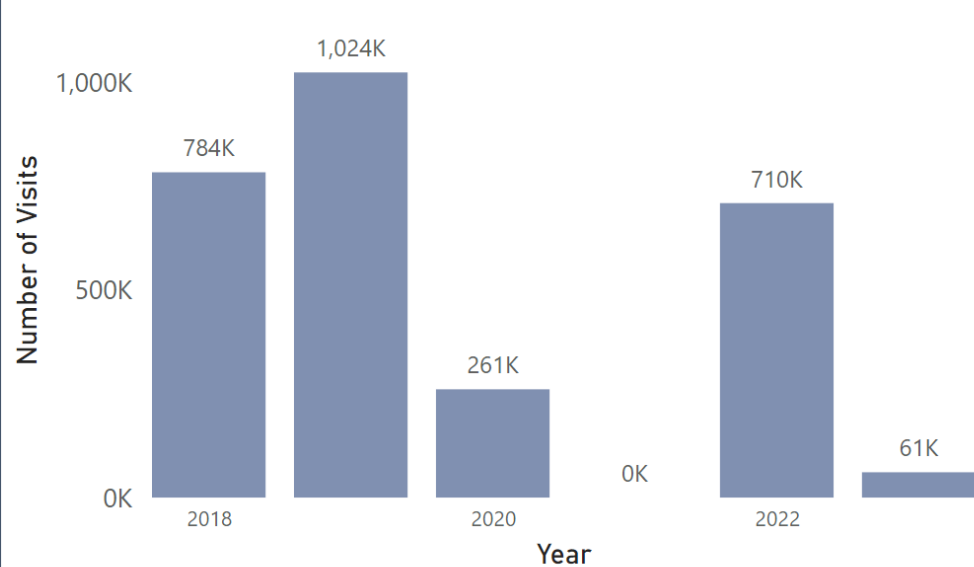
CONTENTS
PAGE

Libraries: average number of visits per week

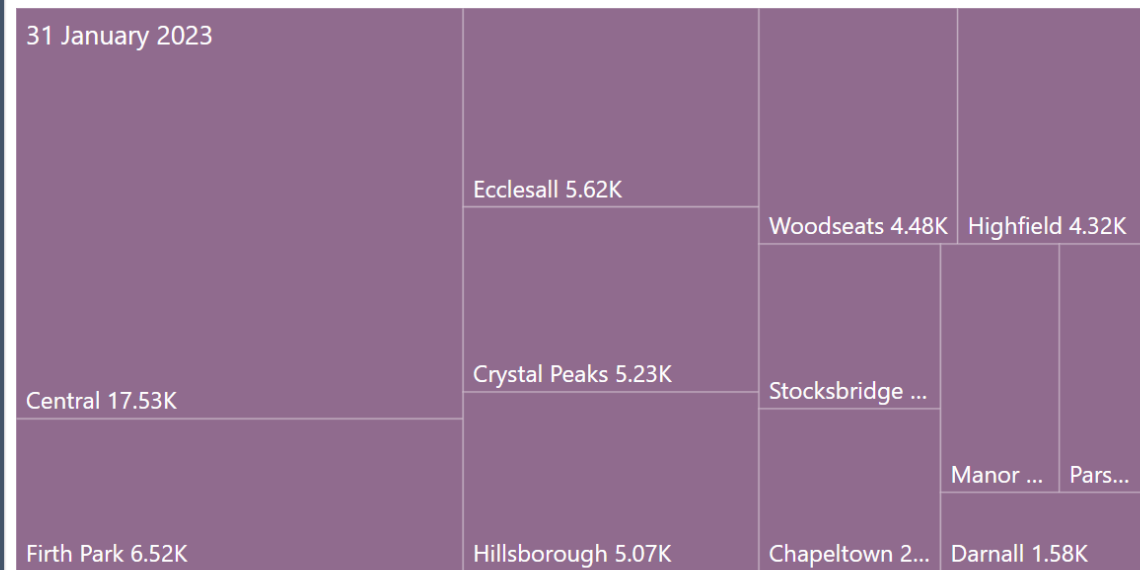
● Central ● Chapeltown ● Crystal Peaks ● Darnall ● Ecclesall ● Firth Park ● Highfield ● Hillsborough ● Manor ● Parson Cross ● Stocksbridge ● Woodseats



Total Visits by Year



Libraries: Visits Year To Date



Use of Council Services

NeighbourGood Postcard

Welcome Places Map

COST OF LIVING
CONTEXT

IMPACTS

GENERAL
COST OF...

TYPES OF SUPPORT

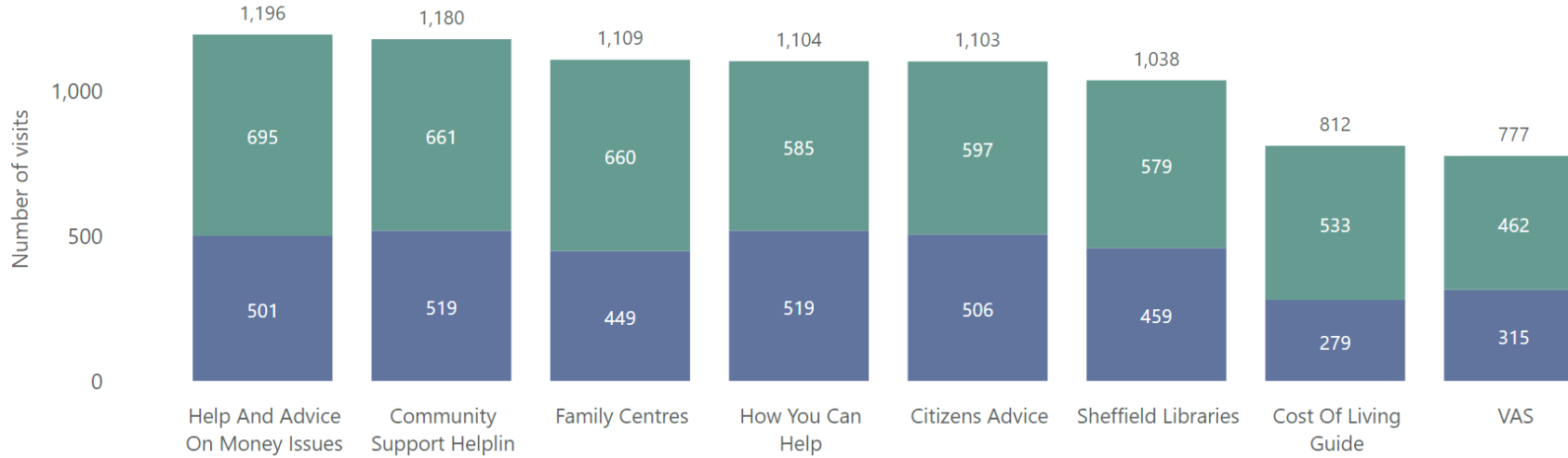
CITIZENS
ADVICE DATA

COUNCIL
HARDSHIP...

CONTENTS
PAGE

NeighbourGood QR Scans

Visitor Type ● Repeat Visitor ● Unigue Visitor



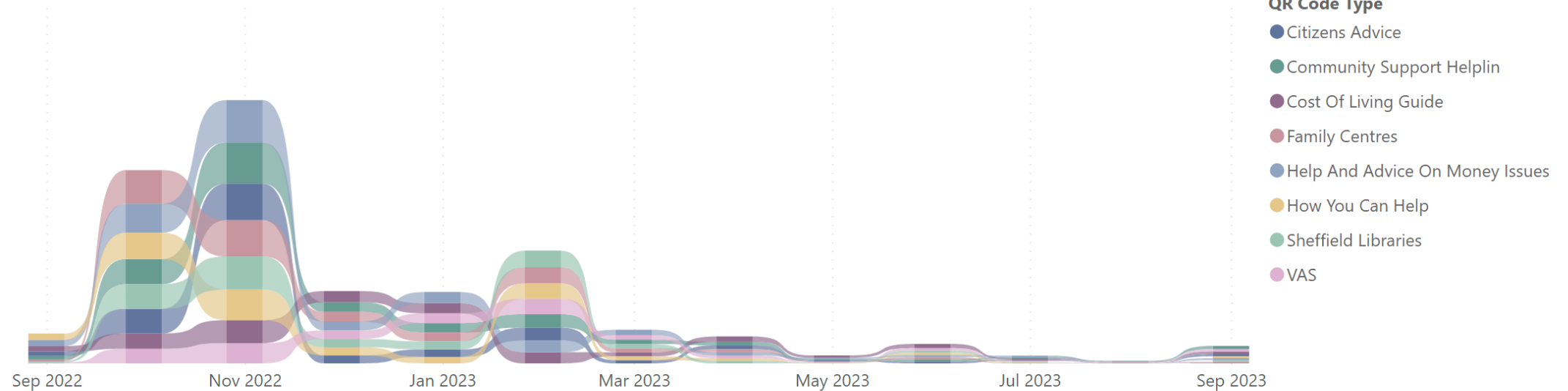
8,319

Total Visitors

4,772

Unigue Visitor

NeighbourGood Scans by Month



COST OF LIVING
CONTEXT

IMPACTS

TYPES OF SUPPORT

GENERAL
COST OF...

CITIZENS
ADVICE DATA

COUNCIL
HARDSHIP...

CONTENTS
PAGE



This visual does not support exporting.

Name:

African Voices Platform

Address:

1 Grove Road
Totley
Sheffield
S17 4dj

Services:

Information:

Sheffield Citizens Advice Issues

COST OF LIVING
CONTEXT

IMPACTS

TYPES OF SUPPORT

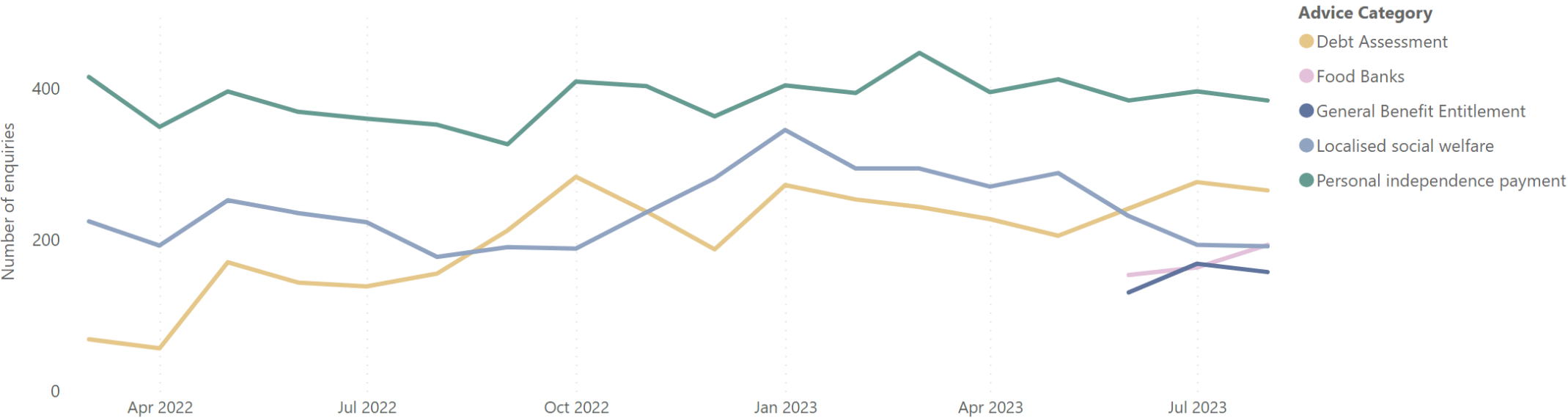
GENERAL
COST OF...

CITIZENS
ADVICE DATA

COUNCIL
HARDSHIP...

CONTENTS
PAGE

Citizens Advice Sheffield, Top 5 Issues



Number of People Receiving Help from Citizens Advice in August 2023, by Local Area Committee



1597

Total people

HSF and LAS Overview

Hardship Support Detail

Income Maximisation

Energy Grant

COST OF LIVING
CONTEXT

IMPACTS

GENERAL
COST OF...

TYPES OF SUPPORT

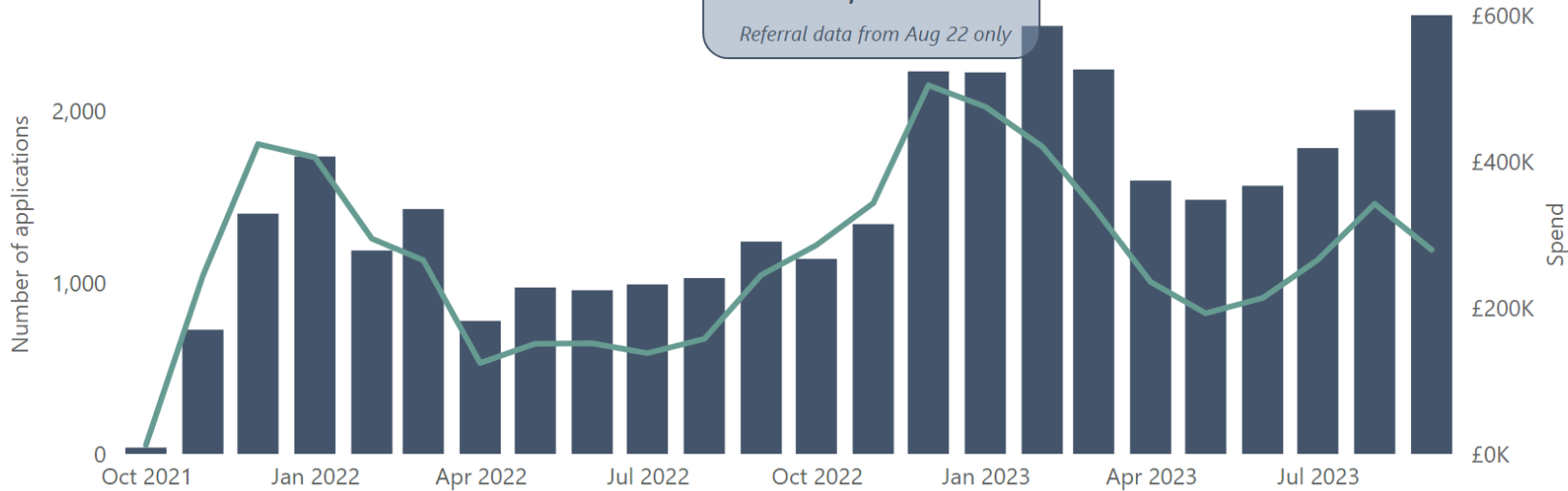
CITIZENS
ADVICE DATA

COUNCIL
HARDSHIP...

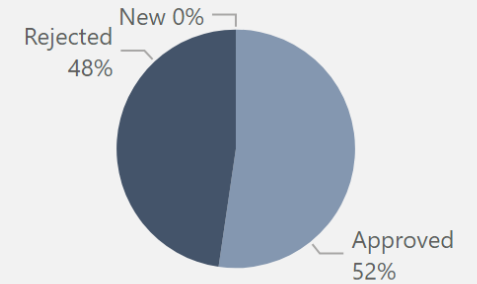
CONTENTS
PAGE

Household Support Fund applications and spend

● Applications — Spend



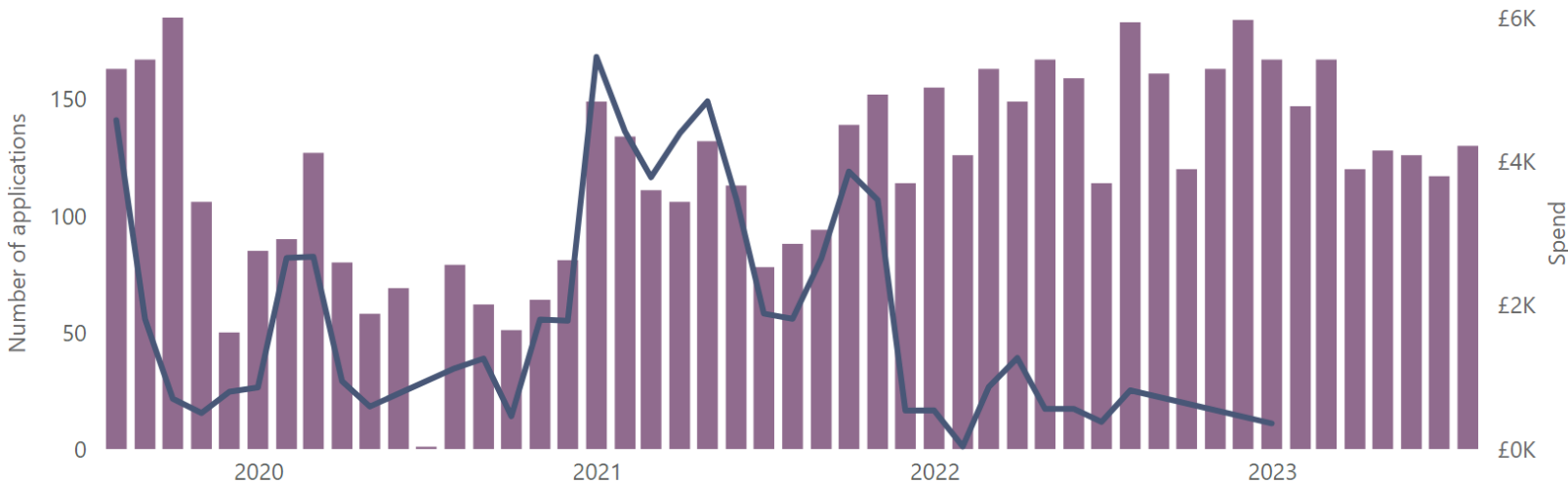
Total applications
35,171



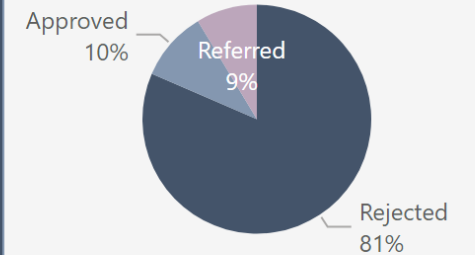
Total spend to date
£6,636,710

Local Assistance Scheme applications and spend

● Applications — Spend



Total applications
5,969



Total spend to date
£68,651

COST OF LIVING
CONTEXT

IMPACTS

GENERAL
COST OF...

TYPES OF SUPPORT

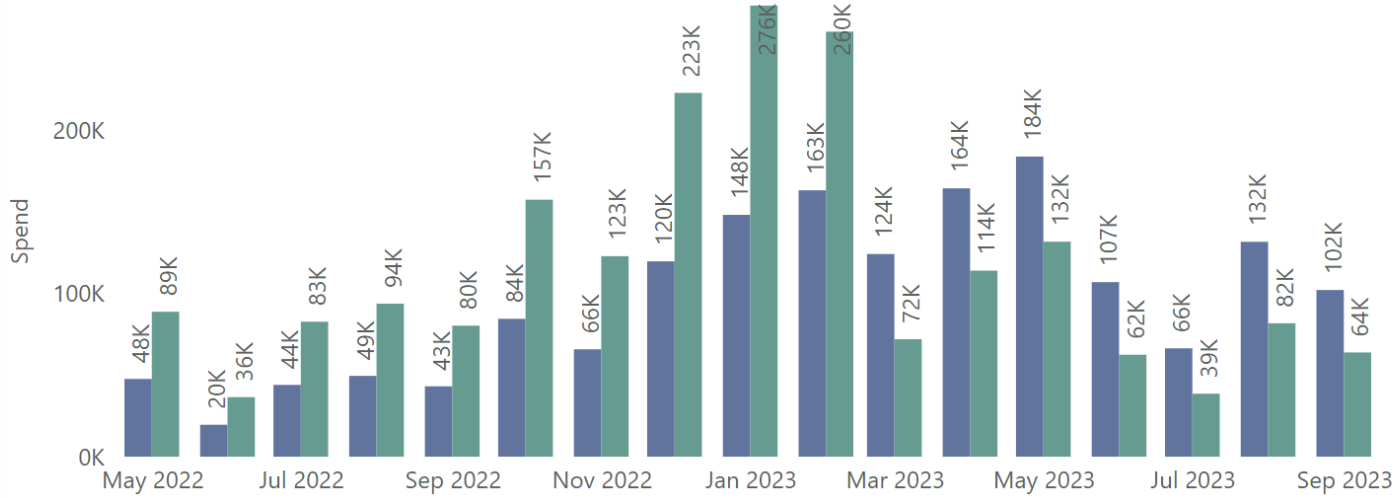
CITIZENS
ADVICE DATA

COUNCIL
HARDSHIP...

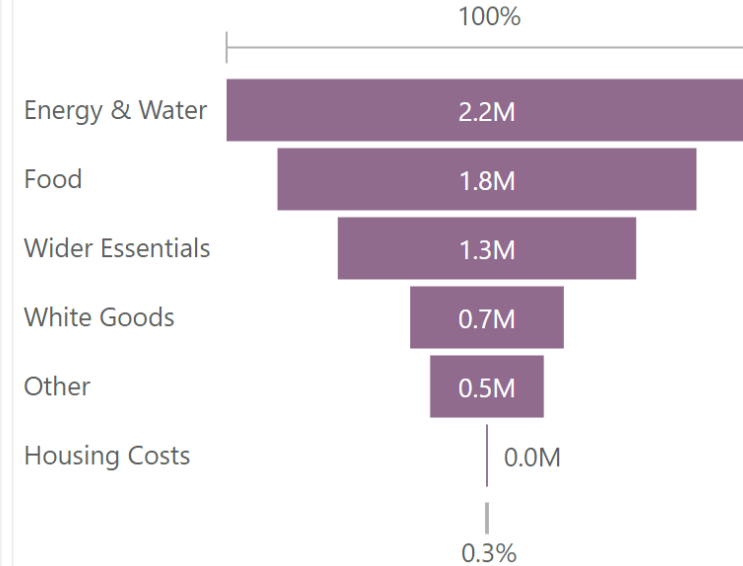
CONTENTS
PAGE

Household Support Fund Spend on Food, Energy and Water

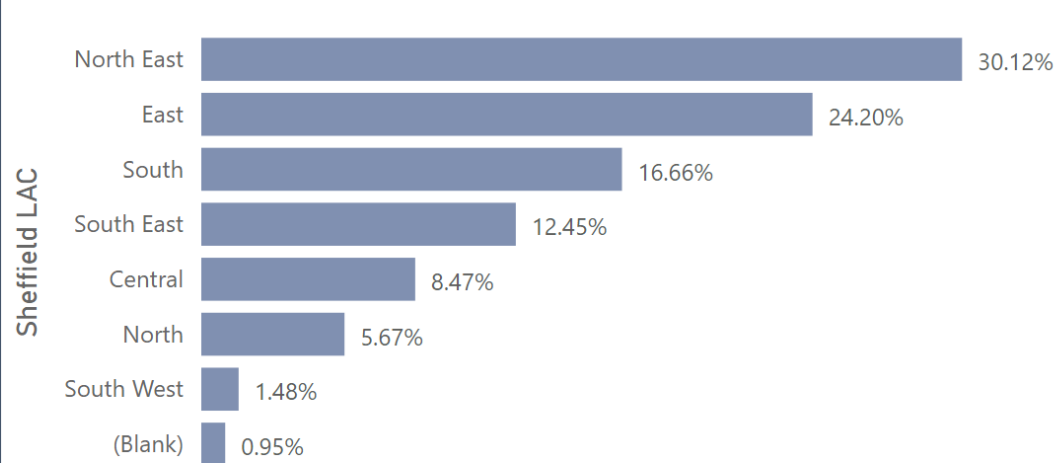
● Food ● Energy & Water



Household Support Fund Spend by Category Type

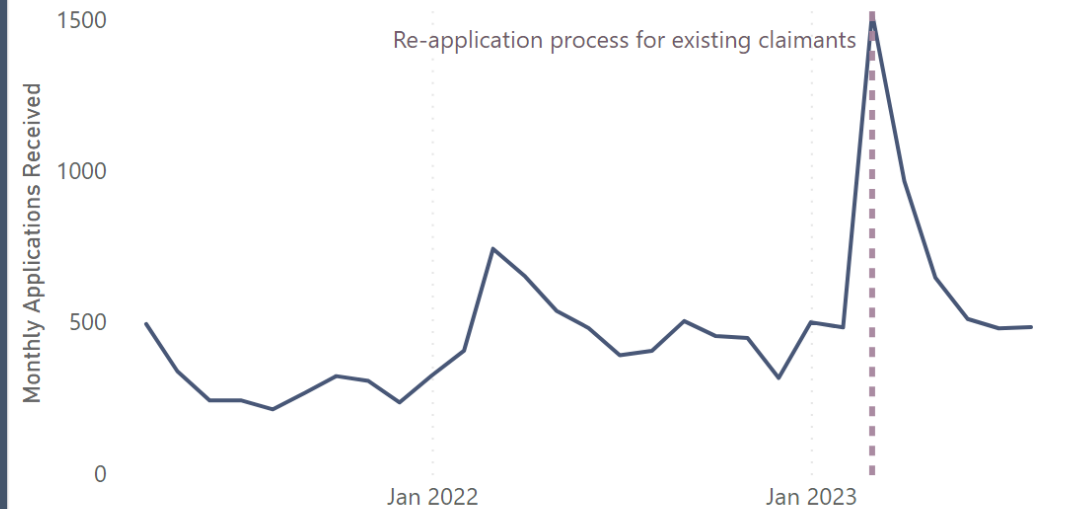


HSF % of Award Total by LAC



[Go to HSF Cohort Breakdown](#)

Council Tax Hardship Fund and Discretionary Housing Payment - Monthly Applications Received





Household Support Fund Cohort Detail

COST OF LIVING
CONTEXT

Data from August 2023 to end September 2023

4,567

Applications In This Period

£621K

Award Total This period

£193

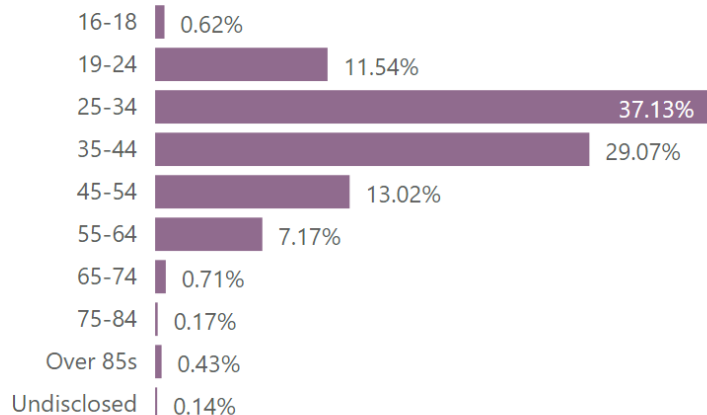
Average Award

IMPACTS

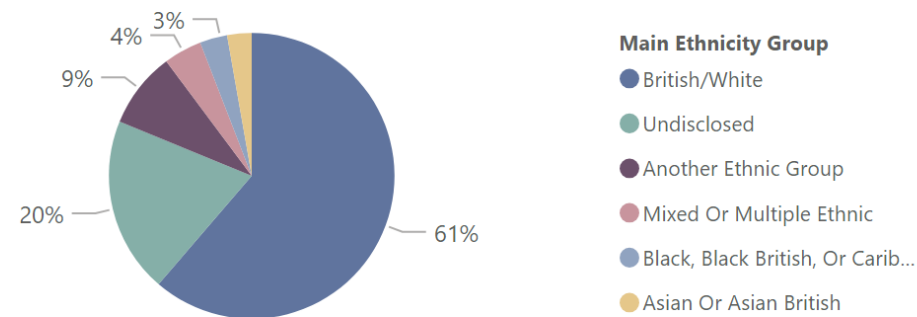
Sheffield LAC

- Select all
- Central
- East
- North
- North East
- South
- South East
- South West

% Of Award Total by Age Group



Ethnicity



TYPES OF SUPPORT

GENERAL
COST OF...

CITIZENS
ADVICE DATA

COUNCIL
HARDSHIP...

CONTENTS
PAGE

New Cohort Breakdown

% of Award Total

Changes to the application process were made in August of 2023, and the data is now being collected for the cohorts determined as disproportionately impacted by the Cost-of-Living crisis, which supported the decisions made by S&R Committee.

This will enable us to monitor the amount of targeted support being provided by the Household Support Fund crisis grant.

20%

Families with 3 or more Children

29%

Families with at least one child under the age 5

90%

On a Low-Income Means Tested Benefit

17%

Unpaid Carers

50%

Lone Parent Families with Children

7%

Single Under 25's Living Independently

17%

Private Rented Tenants - any household type

The data in this section shows the % of Award Total for that cohort, and is solely based on the data for the time period as indicated above on this page.

COST OF LIVING
CONTEXT

123

Total Number of Applicants

Local residents who have indicated and asked for the additional support the maximisation scheme offers.

87%

% of applicants who may be entitled to more help

The figure above shows the % of applicants who may be eligible for additional benefits following the maximisation scheme process.

42.87K

Total monthly amount of potential additional help identified

To date, the total monthly amount of potential additional help available to those applicants who may be eligible is highlighted above.

£400.68

Average amount of potential additional entitlement

The average monthly additional amount for those potentially eligible to receive more help.

IMPACTS

GENERAL
COST OF...


CITIZENS
ADVICE DATA

COUNCIL
HARDSHIP...

CONTENTS
PAGE

TYPES OF SUPPORT

What is EntitledTo?



For Individuals

Use our free benefits calculator to find out what you're entitled to

Start calculation →

A free, and independent benefits calculator designed to give people an estimate of benefits they may be entitled to.

Click [here](#) to take a look

How Maximisation helps

Residents who apply for crisis grants through the community support helpline will receive a reply to their application that includes an invitation to take part in the maximisation scheme. Any resident who completes this invitation is then contacted to arrange a suitable time to go through the EntitledTo benefits calculator.

If there is a clear indication they could be entitled to more help, they are then sign-posted to the relevant team at their local Citizens' Advice where they will receive support in making the application or change in circumstances.

Residents also receive a copy of the Benefits calculator findings to take with them and discuss with Citizens' Advice.

COST OF LIVING
CONTEXT

IMPACTS

GENERAL
COST OF...

TYPES OF SUPPORT

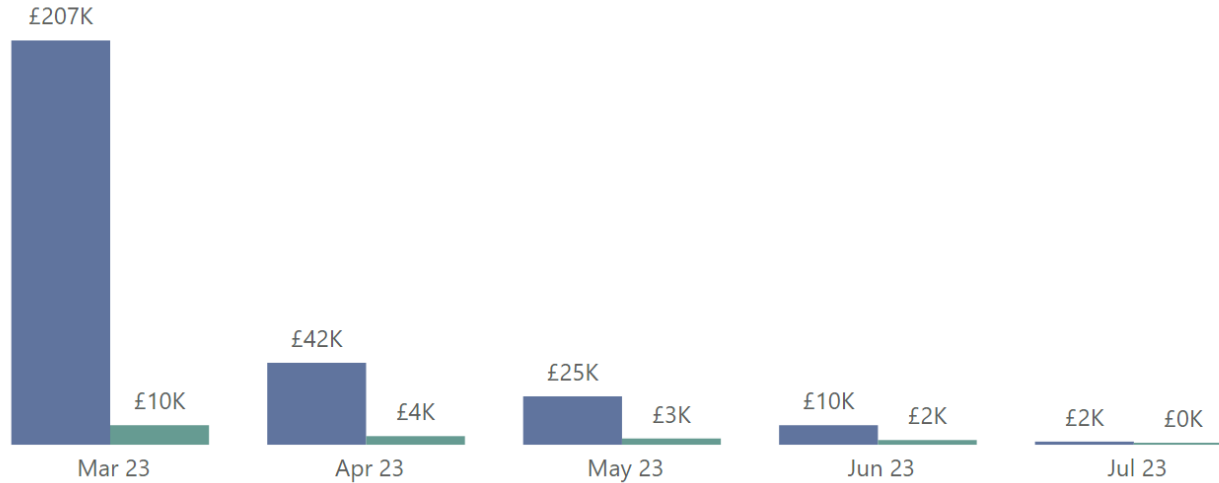
CITIZENS
ADVICE DATA

COUNCIL
HARDSHIP...

CONTENTS
PAGE

Total Energy Grant Payments

Payment Type ● EBSS Alternative Fund ● EPG Alternative Fuel Payment



£306,000

Total Payments To Date

816

Approved Applications

The government is offering two schemes which provide funding to people who do not have a direct contract with an energy supplier and are therefore not eligible for the current Energy Bill Support Scheme.

Energy Bills Support Scheme Alternative Funding

The Energy Bills Support Scheme Alternative Funding (EBSS) provides eligible residences with a £400 discount on their energy bills. This includes, for example, care home residents or those living in properties with energy costs paid to a commercial landlord

Alternative Fuel Payments Scheme

The Alternative Fuel Payments Scheme offers a discount of £200 to those using alternative fuels such as biomass or heating oil.